




Bi-Folding Door Systems

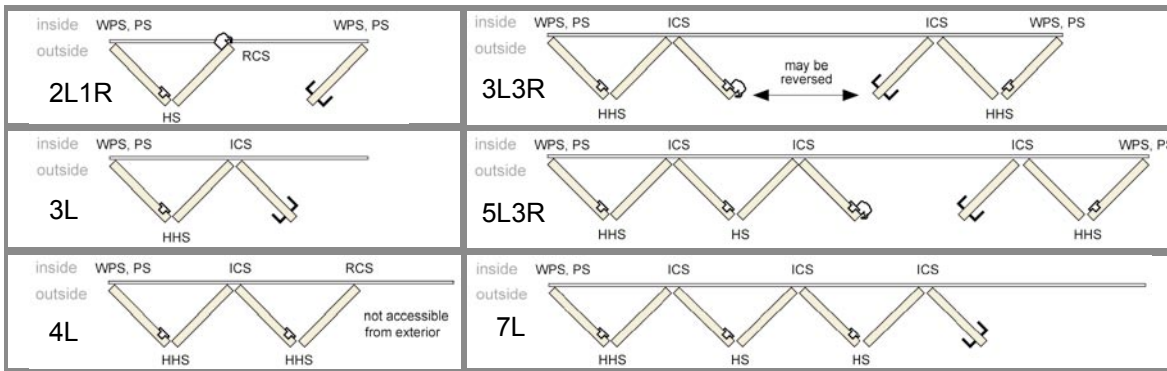




Let the outdoors in!

With precision-made hardware and quality solid wood doors that operate at the touch of a finger, indoors and outdoors become one. This system achieves superior rain and wind resistance up to 50 times better than a traditional sliding door system. Open up that room to the gentle breezes on nice days and shut out the elements completely on those nasty days. This system features a rolling screen system that easily pulls across the opening and re-rolls completely back onto itself when it is not needed.

A few examples of multiple configurations available



Endless possibilities



Corner Applications

Blinds-Between-Glass

Raise • Lower • Tilt

Available in white or tan



Raise, lower or tilt blinds in any position with the touch of a hand

Custom Decorative Glass Available

Bi-folding Hardware Options



Bi-folding Track Hardware



- Door slab dimensions up to 43" x 157"
- Up to (8) door slabs seated per track
- (2) tracks can be brought together for an overall unit width of 52' divided among (16) door slabs
- Each door hangs on a carrier (attached to the top hinge) which houses a minimum of (5) stainless steel bearings, guaranteeing against dirt/debris in the sill track affecting the performance of the carrier
- All fittings are surface-mounted
- Every other door slab has (4) weatherstrip kerfs – (1) at each corner - effectively resisting air infiltration to a level up to (50) times better than a sliding door when used with a bumper sill.
- Vertical and Lateral adjustments can be made simply using a screwdriver
- Whether blinds-between-glass, decorative glass or raised panels are used, this hardware allows any glass or panel design, and any stile-and-rail configuration with recessed or mission moldings
- 10 year limited warranty

Multi-Point Lockset Options



One Motion™ unlocking from inside

All locking points are automatically unlocked from the inside with a single downward motion of the handle. A comforting safety feature.

Anti-slam feature

Winkhaus Anti-Slam prevents hook latches from extending when the door is open. A fail-safe auxiliary button is depressed only when it hits the strike plate so casing damage does not occur.



Lever Styles *

** STQ-Contemporary



* Riccio

Escutcheon Styles **

** STV-Traditional



* Pegasus



* Fontana

Finishes



PVD Bronze



Flat Black



Antique Brass



PVD Ultra Steel



PVD Brass



Bright Chrome



White




S1 Rolling Screen

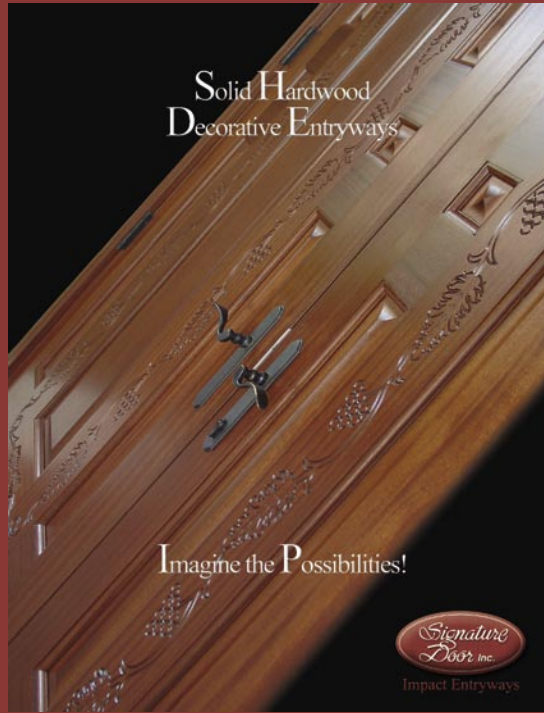
centor®

- Retractable screen openings up to 24' wide x 10' high
- PetScreen Lite, the tough PVC-coated polyester mesh used in the screen, is hard-wearing and resistant to damage from pets and children
- Roll-out screen is balanced on tensioning cables which keep the screen mesh tight
- The Load Balancing Technology™ allows the screen stile to remain firmly in any chosen position until further pressure is applied
- Should a shock or strong winds blow the screen out of the top or bottom channels, the mesh will self-feed back onto the roll as it is rolled away
- 5 year limited warranty

Available Also From Signature Door



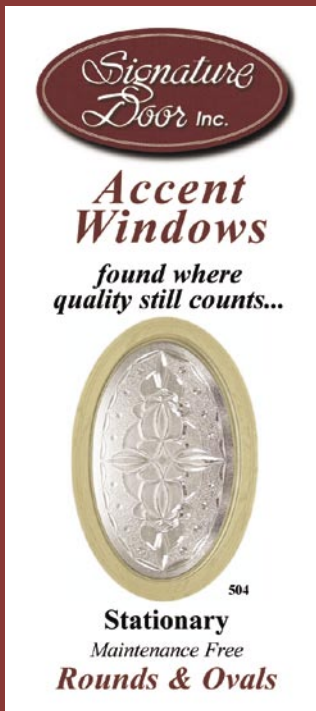
Custom Doors




Custom Hurricane-Impact Doors



Octagon Windows



Oval Windows



Standard Door Line



Craftman Door Line

Factory Finishing

A Signature wood door is a piece of fine furniture. Just as you would take care to avoid exposing your fine wood furniture to moisture or any other destructive elements, the same must apply to your beautiful wood decorative entryway! Get a head start on installing your door system by allowing us to finish your dream entryway. Enjoy peace of mind, knowing that your door is stained and sealed professionally, fully covered by warranty.

Available Colors

*While these color samples are as accurate as possible to the finished product, exact colors may vary slightly depending upon the natural color of the door specie.

101 ON OAK

606 ON ALDER

202 ON OAK

505 ON ALDER

303 ON OAK

404 ON OAK

CLEAR ON PINE

202 ON PINE

505 ON PINE

606 ON PINE

202 ON SAPELE

303 ON SAPELE

404 ON SAPELE

505 ON SAPELE

606 ON SAPELE

101 ON ALDER

202 ON ALDER

303 ON ALDER

404 ON ALDER