

HB&G
CELEBRATING 135 YEARS
BUILDING PRODUCTS

HB&G[®]



It's a way of life...

Contents

The PermaCast® Column Collection.....	6
Perma Caps and Bases	15
PermaWrap® Collection	17
PermaLite® Columns	20
PermaSnap™	24
Architectural Wood Columns.....	25
Wood Stock Columns	26
Aluminum Columns	28
Vinyl Post Wrap	29
The PermaPost® Collection	30
Wood Posts	31
Brackets.....	33
PermaPorch® Railing.....	34
Builder Select Railing.....	38
Balustrade Systems	40
PermaPorch® Ceiling.....	45
PVC Pergola Systems.....	46
Fiberglass Pergolas.....	47
Medallions	48
Warranty.....	49

The traditional American front porch... it's where we welcome friends and family into our home. It's where we sit and enjoy their company. It's the place where we go to escape the stress of daily life and take the time to sit back, relax, and enjoy life.

The last thing you want to worry about is the work required to keep your porch beautiful, and that's where HB&G can offer you the solution of a lifetime.

HB&G offers a wide variety of porch products to help you create the design that best suits your way of life. Best of all, many of our products require little or no maintenance and come with a lifetime warranty.

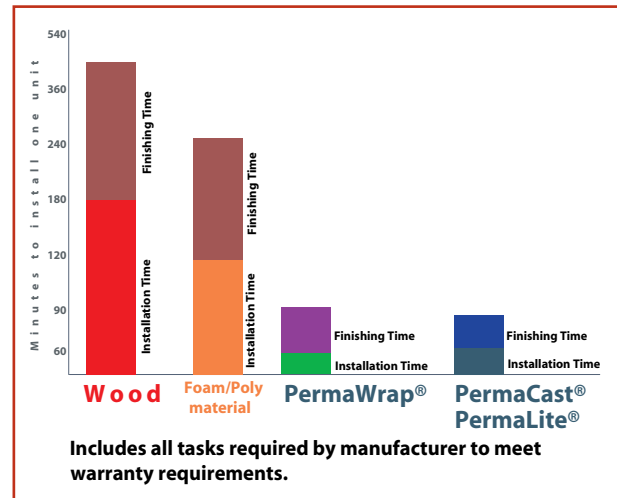
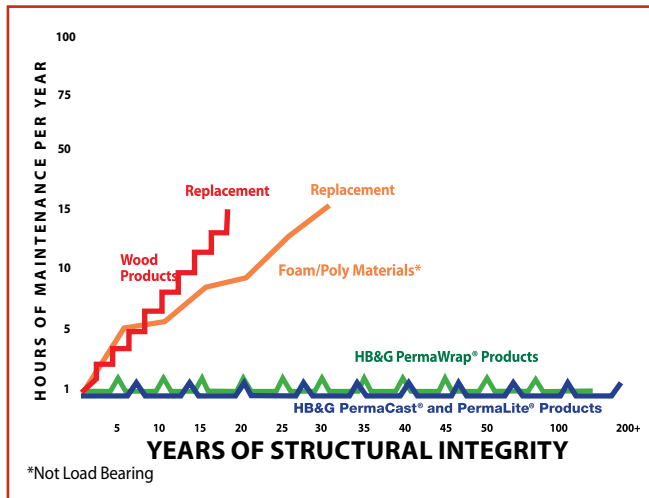
The following pages include everything you need to know to build a beautiful, enduring structure that will improve the quality of your life.

The Quality of Life.

In today's fast paced world, few of us have extra time to spend. HB&G understands that. That's why our porch products are the easiest to install and require little to no maintenance. Additionally, with our

PermaCast® products you will not have to waste time replacing them... not today, or even years from now. Let the quality of our beautiful porch products improve the quality of your life.





Selection

HB&G offers the widest selection of porch products available on the market. With a variety of sizes and styles, HB&G has the porch accessories to meet the needs of any project.

Ease of Use

Time is money, and with HB&G products, not only do you save time on the installation, you'll also save a considerable amount of money maintaining your porch accessories over the lifetime of the product.

Many of the HB&G products can be installed in $\frac{1}{3}$ of the time of traditional wood products.

Warranty

	1 Yr.	10 Yr.	25 Yr.	Limited Lifetime
PermaCast® *				
PermaLite®				
PermaWrap®				
PermaPorch® Railing				
PermaPost®				
Balustrade				
PermaPorch® Ceiling				
PVC Pergolas				
Fiberglass Pergolas				
Wood Columns				
Builder Select Railing				
PermaSnap™				

*Excludes Split Columns



The PermaPorch® Package

It's an effective way to coordinate all of your porch accessories. At HB&G, you will find an entire line-up of products that are made to work together, creating a beautiful, seamless, and cost-effective addition to your home. Enjoy the lasting beauty of columns or posts, a railing or balustrade system, medallions, brackets, and PermaPorch® Ceiling, all from the company that is setting new standards in porch products and accessories.

Life, Liberty, and the Pursuit of Happiness.

Products to match your lifestyle, liberty from on-going maintenance, and time to spend pursuing the finer things

in life are all obtainable through our wide selection of high-quality products for your porch or deck.



**10" Round PermaCast® Column
with Standard PermaPorch® Railing**

The **PERMA**Cast® Column Collection

- Weather Proof
- Insect Proof
- Load Bearing
- Low Maintenance

- Ready to Prime and Paint
- Limited Lifetime Warranty
- Custom Fluting Available



24" Round PermaCast® Columns with
Roman Corinthian Capitals

Architectural Accuracy

In the first century B.C., Vitruvius, a Roman architect and engineer, wrote what has become the most influential work on classic form. In it, he elaborates on the discovery by the ancient Greeks of entasis, a gradual tapering of the upper two-thirds of the round column which offsets the undesirable illusion from eye level that the column shaft grows larger as it ascends. HB&G round columns hold true to this classic form.

HB&G PermaCast® Columns are available in round or square. The round columns are fluted, or plain, with or without the classic tapering of the upper two-thirds of the column. Square columns are available in a variety of styles as well, including plain or fluted, applied panel,

recessed panel, or the craftsman style column. The PermaCast® capitals and bases are made from durable low-maintenance materials, and like the columns, they maintain architectural authenticity and historical accuracy.



Round Plain
(page 8)

Round Fluted
(page 8)

Round No-Taper
(page 9)

Square Fluted
(page 10)

Square
Recessed Panel
(page 11)

Square
Applied Panel
(page 10)

Plain Square
(page 10)

Craftsman
(page 12)



Tuscan Cap (Round)



Tuscan Cap (Square)



Doric Cap (Round)



Colonial Cap
(Round)



Attic Base
(Round)



Crown Cap or Base



Tuscan Base Poly/Fiberglass
(Round)



Tuscan Base (Square)




Doric Base (Round)



Colonial Base (Round)



Attic Base (Square)



PermaTuff™ Tuscan Base



Roman Ionic



Greek Ionic



Temple of the Winds



Roman Corinthian



Scamozzi



Roman Ionic (Square)



Greek Ionic (Square)



Temple of the Winds (Square)



Roman Corinthian (Square)



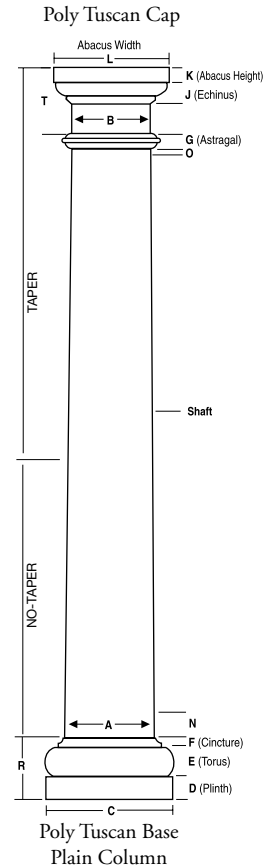
Scamozzi (Square)

Round **PERMA**Cast® Columns

ROUND PERMACAST® COLUMN DIMENSIONS (IN INCHES)*

COL. SIZE	A	B	C	D	E	F	G	J	K	L	O	N	R	T	LENGTH AVAIL (ft)
6"	5 $\frac{5}{8}$ "	4 $\frac{3}{8}$ "	9"	1 $\frac{1}{16}$ "	1 $\frac{1}{16}$ "	$\frac{3}{16}$ "	$\frac{3}{4}$ "	1 $\frac{1}{4}$ "	1 $\frac{3}{8}$ "	8"	1"	6 $\frac{1}{4}$ "	3 $\frac{1}{16}$ "	4 $\frac{7}{16}$ "	4,6,8
8"	7 $\frac{7}{8}$ "	6 $\frac{1}{4}$ "	10 $\frac{1}{2}$ "	1 $\frac{5}{8}$ "	1 $\frac{3}{4}$ "	$\frac{3}{4}$ "	$\frac{3}{4}$ "	1 $\frac{1}{4}$ "	1 $\frac{1}{2}$ "	9 $\frac{1}{4}$ "	$\frac{1}{2}$ "	2 $\frac{1}{4}$ "	4 $\frac{3}{8}$ "	4 $\frac{1}{2}$ "	5,6,8,10
10"	9 $\frac{5}{8}$ "	8 $\frac{5}{8}$ "	13 $\frac{3}{8}$ "	2 $\frac{1}{8}$ "	2 $\frac{1}{8}$ "	$\frac{3}{4}$ "	$\frac{3}{4}$ "	1 $\frac{1}{4}$ "	1 $\frac{1}{4}$ "	11 $\frac{1}{4}$ "	$\frac{5}{8}$ "	2 $\frac{1}{4}$ "	5 $\frac{1}{4}$ "	5"	6,8,9,10,12
12"	11 $\frac{3}{8}$ "	9 $\frac{3}{8}$ "	16 $\frac{1}{2}$ "	2 $\frac{3}{8}$ "	2 $\frac{3}{8}$ "	$\frac{7}{8}$ "	1 $\frac{3}{16}$ "	1 $\frac{1}{4}$ "	2 $\frac{1}{4}$ "	13 $\frac{3}{4}$ "	$\frac{3}{4}$ "	2 $\frac{3}{8}$ "	6 $\frac{1}{8}$ "	5 $\frac{3}{4}$ "	6,8,9,10,12,14,16,18
14"	13 $\frac{3}{8}$ "	11 $\frac{3}{8}$ "	19 $\frac{1}{2}$ "	3 $\frac{3}{8}$ "	3 $\frac{3}{8}$ "	1 $\frac{1}{8}$ "	$\frac{7}{8}$ "	2"	2 $\frac{7}{8}$ "	17"	$\frac{7}{8}$ "	2 $\frac{3}{8}$ "	7 $\frac{3}{8}$ "	7"	8,9,10,12,14,16,18,20
16"	15 $\frac{3}{4}$ "	13 $\frac{3}{8}$ "	22 $\frac{3}{8}$ "	4"	3 $\frac{1}{2}$ "	1 $\frac{1}{8}$ "	1"	2 $\frac{1}{4}$ "	3"	19 $\frac{3}{4}$ "	1"	3"	8 $\frac{3}{8}$ "	8"	10,12,14,16,18,20,22,24,26
18"	17 $\frac{1}{2}$ "	15 $\frac{3}{8}$ "	24 $\frac{3}{8}$ "	4"	4"	1 $\frac{1}{8}$ "	1 $\frac{1}{8}$ "	2 $\frac{3}{4}$ "	3 $\frac{3}{8}$ "	22 $\frac{3}{8}$ "	1 $\frac{1}{2}$ "	10 $\frac{3}{4}$ "	9 $\frac{3}{8}$ "	8 $\frac{3}{4}$ "	10,12,14,16,18,20,22,24,26
20"	19 $\frac{1}{2}$ "	17 $\frac{1}{16}$ "	27"	4 $\frac{1}{4}$ "	4 $\frac{1}{2}$ "	2"	1 $\frac{1}{16}$ "	2 $\frac{3}{8}$ "	3 $\frac{3}{8}$ "	24 $\frac{1}{16}$ "	1 $\frac{1}{2}$ "	10 $\frac{3}{4}$ "	11 $\frac{1}{4}$ "	9"	10,12,14,16,18,20,22,24,26
22"	21 $\frac{3}{8}$ "	19 $\frac{1}{4}$ "	30 $\frac{1}{4}$ "	5 $\frac{3}{8}$ "	4 $\frac{7}{8}$ "	2"	1 $\frac{1}{8}$ "	3"	3 $\frac{3}{4}$ "	27 $\frac{1}{2}$ "	1 $\frac{1}{2}$ "	10 $\frac{3}{4}$ "	12 $\frac{1}{4}$ "	10 $\frac{3}{4}$ "	16,18,20,22,24,26
24"	23 $\frac{3}{8}$ "	21 $\frac{1}{4}$ "	33 $\frac{1}{2}$ "	5 $\frac{7}{8}$ "	5 $\frac{1}{4}$ "	2 $\frac{3}{16}$ "	2 $\frac{3}{16}$ "	3 $\frac{1}{2}$ "	4 $\frac{1}{16}$ "	30 $\frac{1}{2}$ "	1 $\frac{1}{2}$ "	10 $\frac{3}{4}$ "	13 $\frac{3}{16}$ "	11 $\frac{1}{16}$ "	12,14,16,18,20,22,24,26,28,30
28"	28"	24 $\frac{3}{8}$ "	38"	6 $\frac{1}{4}$ "	6"	2 $\frac{1}{4}$ "	2 $\frac{1}{8}$ "	3 $\frac{1}{4}$ "	4 $\frac{1}{4}$ "	33 $\frac{3}{4}$ "	1 $\frac{1}{2}$ "	10 $\frac{3}{4}$ "	15 $\frac{1}{2}$ "	11 $\frac{3}{4}$ "	20,22,24,26,28
30"	29 $\frac{3}{8}$ "	26 $\frac{1}{2}$ "	41 $\frac{1}{8}$ "	6 $\frac{1}{2}$ "	5 $\frac{7}{8}$ "	2 $\frac{1}{2}$ "	3 $\frac{1}{16}$ "	4"	4 $\frac{3}{8}$ "	38 $\frac{1}{4}$ "	1 $\frac{1}{2}$ "	10 $\frac{3}{4}$ "	14 $\frac{3}{8}$ "	14 $\frac{3}{8}$ "	20,22,24,26,28,30

*There may be a variance of up to 1/4" in all dimensions. Fluted columns available in all diameters. See page 14 for Parallel dimensions. See page 16 for Ornamental Capital dimensions. Standard Fluted Column (Fluted in mold)



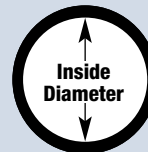
ROUND & SQUARE PERMACAST® LOAD BEARING SPECIFICATIONS

Split columns are not load bearing.

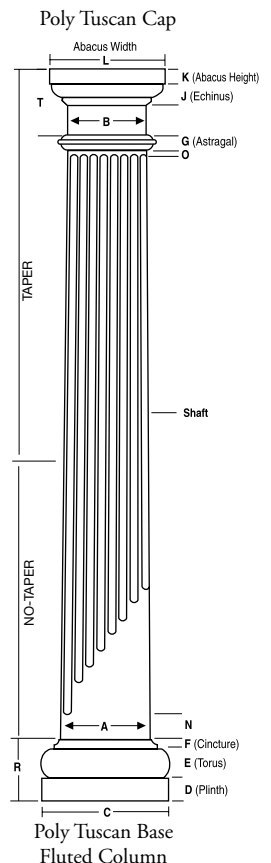
COLUMN DIAMETER	STRUCTURAL LOAD
6"	8,000 lbs. Max
8"	10,000 lbs. Max
10"	14,000 lbs. Max
12"	18,000 lbs. Max
14"	20,000 lbs. Max
16"	20,000 lbs. Max
18"	20,000 lbs. Max
20"	20,000 lbs. Max
22"	20,000 lbs. Max
28"	20,000 lbs. Max
30"	20,000 lbs. Max

ROUND PERMACAST® INSIDE DIMENSIONS

Inside dimension may vary up to 1/8". Splitting a column will decrease inside dimension 1/8".



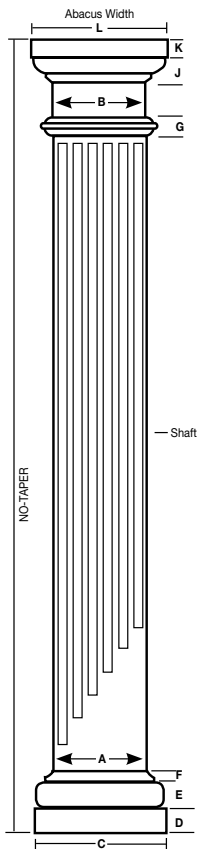
COLUMN SIZE	TOP I.D.	BOT I.D.
6"	3 $\frac{3}{8}$ "	4 $\frac{7}{8}$ "
8"	5 $\frac{1}{2}$ "	6 $\frac{1}{8}$ "
10"	7 $\frac{1}{8}$ "	8 $\frac{7}{8}$ "
12"	8 $\frac{5}{8}$ "	10 $\frac{7}{8}$ "
14"	10 $\frac{7}{8}$ "	12 $\frac{7}{8}$ "
16"	12 $\frac{7}{8}$ "	15"
18"	14 $\frac{3}{8}$ "	16 $\frac{3}{8}$ "
20"	16 $\frac{3}{8}$ "	19"
22"	18 $\frac{1}{4}$ "	20 $\frac{3}{8}$ "
24"	20 $\frac{1}{4}$ "	22 $\frac{3}{8}$ "
28"	22"	26 $\frac{1}{2}$ "
30"	25 $\frac{1}{4}$ "	28 $\frac{3}{8}$ "



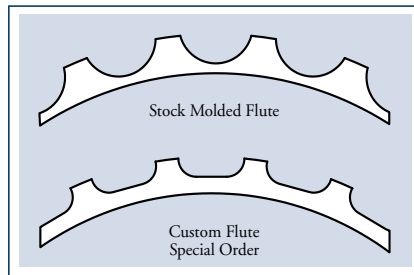
SPLIT COLUMN ASSEMBLY KITS

HB&G offers a split column assembly kit that utilizes a mechanical fastening system for easy and secure assembly. This kit can be purchased separately when ordering a factory split column or they can be ordered pre-installed on factory split columns. This kit is available on select sizes.

Fluted Round **PERMA**Cast® Columns



PermaCast® No-Taper column with Poly Tuscan cap and base



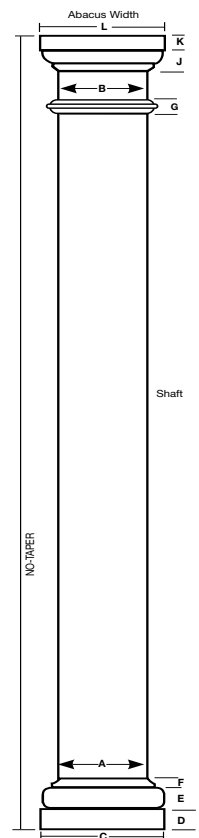
HB&G OFFERS TWO DISTINCTIVE TYPES OF FLUTES.

Stock Molded Flute: Available in diameters of 8" x 8' – 16" x 12' columns (See price guide for specific lengths available.) The stock molded flute is part of the manufacturing process and cannot be altered.

Custom Flute: The custom flute is milled after the column is manufactured and can be modified to your specific length. All round PermaCast® columns, 6" x 4' – 30" x 30', are available with an optional custom flute. (Call a customer service representative for pricing and lead times.) Adjusted Flutes available.



Round No-Taper **PERMA**Cast® Columns



PermaCast® Plain No-Taper column with Poly Tuscan cap and base


ROUND NO-TAPER PERMACAST® COLUMN DIMENSIONS (IN INCHES)

Col. Size	A	B	C	D	E	F	G	J	K	L	Length Avail. (ft.)
8"	7 ⁵ / ₈ "	7 ⁵ / ₈ "	10 ¹ / ₂ "	1 ⁷ / ₈ "	1 ³ / ₄ "	3 ¹ / ₄ "	3 ¹ / ₄ "	1 ¹ / ₄ "	1 ¹ / ₂ "	10 ⁵ / ₈ "	6,8,9,10
10"	9 ⁵ / ₈ "	9 ⁵ / ₈ "	13 ¹ / ₈ "	2 ³ / ₈ "	2 ¹ / ₈ "	3 ¹ / ₄ "	3 ¹ / ₄ "	1 ¹ / ₄ "	1 ³ / ₄ "	12 ¹³ / ₁₆ "	6,8,9,10,12
12"	11 ⁵ / ₈ "	11 ⁵ / ₈ "	16 ¹ / ₂ "	2 ⁷ / ₈ "	2 ³ / ₈ "	7 ¹ / ₈ "	13 ¹ / ₁₆ "	1 ³ / ₄ "	2"	15 ⁷ / ₈ "	6,8,9,10,12
14"	13 ⁵ / ₈ "	13 ⁵ / ₈ "	19 ¹ / ₂ "	3 ³ / ₈ "	3 ¹ / ₈ "	1 ¹ / ₈ "	7 ¹ / ₈ "	2 ¹ / ₄ "	3"	19 ¹ / ₈ "	6,8,9,10,12,14
16"	15 ³ / ₄ "	15 ³ / ₄ "	22 ¹ / ₈ "	4"	3 ¹ / ₂ "	1 ¹ / ₈ "	1"	2 ¹ / ₄ "	2 ³ / ₄ "	22"	6,8,9,10,12,14,16,18,20
18"	17 ¹ / ₂ "	17 ¹ / ₂ "	24 ³ / ₈ "	4"	4"	1 ⁵ / ₈ "	1 ¹ / ₈ "	2 ³ / ₄ "	3 ¹ / ₈ "	24 ⁵ / ₈ "	6,8,9,10,12,14,16,18,20
24"	24"	24"	33 ¹ / ₂ "	5 ³ / ₄ "	5 ¹ / ₄ "	2 ³ / ₁₆ "	2 ³ / ₁₆ "	3 ¹ / ₂ "	4 ¹ / ₈ "	33 ³ / ₈ "	8,10

Neck mould not included.

Flashing and Installation Kit not available with No-Taper Tuscan cap and base sets.

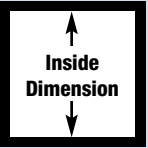
NECK MOULD FOR NO-TAPER COLUMN – SOLD SEPARATELY



Square **PERMA**Cast® Columns

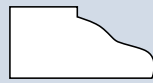
SQUARE PERMACAST® INSIDE DIMENSIONS

Inside dimensions may vary up to $\frac{1}{8}$ ".
Splitting a column will decrease inside dimension $\frac{1}{8}$ ".

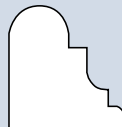
COL. SIZE	INSIDE	
6"	5 $\frac{1}{4}$ "*	
8"	6 $\frac{7}{8}$ "	
10"	9"	
12"	11"	
14"	12"	
16"	14 $\frac{3}{4}$ "	

*Inside is Round

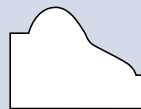
PANEL MOULDING FOR SQUARE PERMACAST®



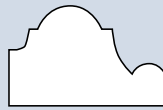
Length: 8'
No. 54502
 $\frac{1}{2}$ " x 1"
Length: 10'
No. 54512



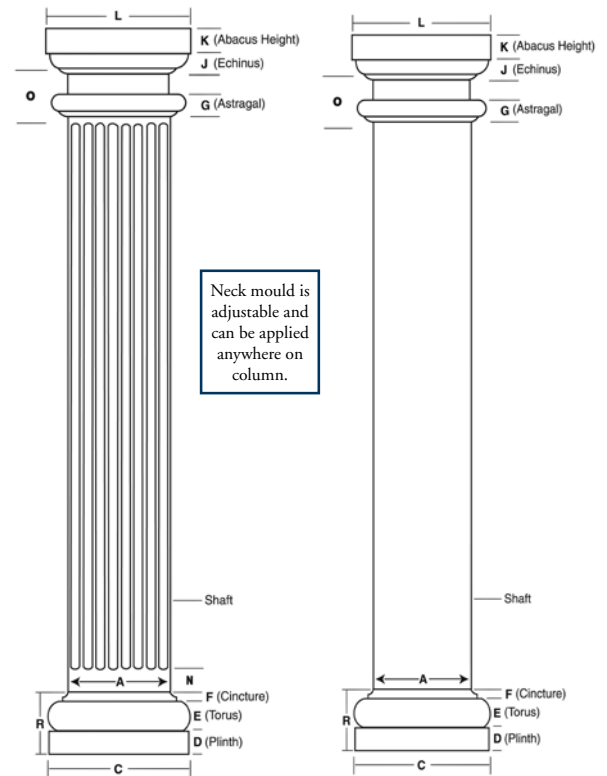
Length: 10'
No. 54503
1" x 1"



Length: 10'
No. 54504
 $\frac{3}{4}$ " x 1"



Length: 10'
No. 54505
 $\frac{3}{4}$ " x $\frac{15}{16}$ "



PermaCast® Square Column shown fluted with Poly Tuscan Cap and Base.

PermaCast® Square Column shown plain with Poly Tuscan Cap and Base.

SQUARE PERMACAST® COLUMN DIMENSIONS (In Inches)*

Column Size	A	C	D	E	F	G	J	K	L	N	O	R	Lengths Available (ft.)
6"	6"	9 $\frac{1}{8}$ "	1 $\frac{1}{16}$ "	1 $\frac{5}{16}$ "	$\frac{5}{16}$ "	1"	1 $\frac{1}{4}$ "	1 $\frac{3}{8}$ "	9 $\frac{1}{8}$ "	N/A	N/A	3 $\frac{3}{16}$ "	6,8,9,10
8"	8"	11 $\frac{1}{8}$ "	1 $\frac{1}{8}$ "	1 $\frac{1}{4}$ "	$\frac{5}{8}$ "	1"	1 $\frac{3}{8}$ "	1 $\frac{3}{8}$ "	10 $\frac{15}{16}$ "	4"	3 $\frac{1}{8}$ "	4 $\frac{1}{4}$ "	6,8,9,10,12
10"	10"	13 $\frac{1}{16}$ "	2 $\frac{1}{4}$ "	2 $\frac{3}{16}$ "	$\frac{3}{4}$ "	1"	1 $\frac{1}{4}$ "	1 $\frac{13}{16}$ "	12 $\frac{3}{4}$ "	4"	4 $\frac{1}{8}$ "	5 $\frac{3}{16}$ "	51",6,8,9,10,12,14,16
12"	12"	16 $\frac{9}{16}$ "	2 $\frac{13}{16}$ "	2 $\frac{3}{8}$ "	$\frac{7}{8}$ "	1"	1 $\frac{3}{4}$ "	2 $\frac{1}{16}$ "	16 $\frac{11}{16}$ "	N/A	N/A	6 $\frac{1}{16}$ "	8,9,10,12,14,16,18
14"	14"	19 $\frac{3}{8}$ "	3 $\frac{1}{8}$ "	2 $\frac{7}{8}$ "	1 $\frac{1}{16}$ "	1 $\frac{1}{8}$ "	2 $\frac{1}{16}$ "	2 $\frac{1}{2}$ "	19 $\frac{1}{16}$ "	N/A	N/A	7 $\frac{9}{16}$ "	8,10,12
16"	16"	22 $\frac{1}{8}$ "	3 $\frac{7}{8}$ "	3 $\frac{3}{8}$ "	1 $\frac{1}{8}$ "	1 $\frac{1}{8}$ "	2 $\frac{3}{8}$ "	2 $\frac{3}{4}$ "	21 $\frac{1}{2}$ "	N/A	N/A	8 $\frac{3}{8}$ "	8,10,12,14,16,18,20

☐ Fluted Square. *There may be a variance of up to $\frac{1}{4}$ " in all dimensions.
See page 16 for Ornamental Capital dimensions.

Versatility of Square Columns

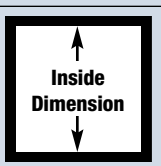
The design and versatility of an HB&G square column has enhanced its popularity with today's architects. The HB&G Square PermaCast® column lineup includes plain, recessed panel, and fluted styles. An unlimited combination of styles can be achieved by various uses of the panel moulding, neck moulding, and caps and bases. Additionally, the square column is not tapered and can be cut to any height without affecting the fit of the caps and bases.

Recessed Panel **PERMA**Cast® Columns

RECESSED PANEL INSIDE DIMENSION

Inside dimension may vary up to $\frac{1}{8}$ ".
Splitting a column will decrease inside dimension $\frac{1}{8}$ ".

Col. Size	Inside
8"	5 $\frac{5}{8}$ "
10"	7 $\frac{1}{2}$ "
12"	9 $\frac{1}{2}$ "
14"	11"

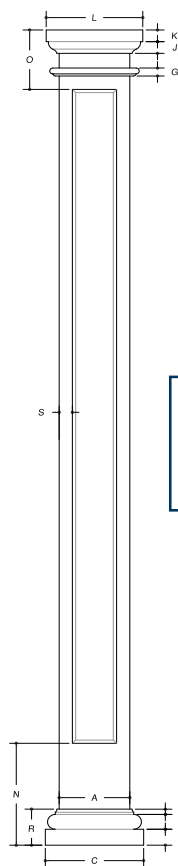


RECESSED PANEL LOAD BEARING SPECIFICATIONS

(SPLIT COLUMNS ARE NOT LOAD BEARING)

NOTE: Factory split recessed columns are not available.
HB&G does not recommend splitting recessed columns.

Column Diameter	Structural Load
8"	10,000
10"	14,000
12"	18,000
14"	20,000



Neck mould is adjustable and can be applied anywhere on column.

Square Column with Poly
Tuscan Cap and Base

SQUARE RECESSED PANEL PERMACAST® COLUMN DIMENSIONS (In Inches)*

Column Size	A	C	D	E	F	G	J	K	L	N	O	R	S	Recess Depth	Lengths Available
8"	8"	11 $\frac{1}{8}$ "	1 $\frac{7}{8}$ "	1 $\frac{3}{4}$ "	$\frac{5}{8}$ "	1"	1 $\frac{3}{8}$ "	1 $\frac{3}{8}$ "	10 $\frac{15}{16}$ "	12"	7"	4 $\frac{1}{4}$ "	1 $\frac{1}{2}$ "	$\frac{1}{2}$ "	8,9,10
10"	10"	13 $\frac{1}{16}$ "	2 $\frac{1}{4}$ "	2 $\frac{3}{16}$ "	$\frac{3}{4}$ "	1 $\frac{1}{4}$ "	1 $\frac{1}{4}$ "	1 $\frac{13}{16}$ "	12 $\frac{3}{4}$ "	14 $\frac{1}{2}$ "	8 $\frac{1}{2}$ "	5 $\frac{3}{16}$ "	1 $\frac{1}{2}$ "	$\frac{1}{2}$ "	8,9,10
12"	12"	16 $\frac{7}{16}$ "	2 $\frac{3}{16}$ "	2 $\frac{3}{8}$ "	$\frac{7}{8}$ "	1 $\frac{1}{4}$ "	1 $\frac{3}{4}$ "	2 $\frac{1}{16}$ "	16 $\frac{11}{16}$ "	18"	10 $\frac{1}{2}$ "	6 $\frac{1}{16}$ "	2 $\frac{1}{4}$ "	$\frac{3}{16}$ "	8,9,10,12,14
14"	14"	19 $\frac{3}{8}$ "	3 $\frac{5}{8}$ "	2 $\frac{7}{8}$ "	1 $\frac{1}{16}$ "	1 $\frac{1}{8}$ "	2 $\frac{1}{16}$ "	2 $\frac{1}{2}$ "	19 $\frac{1}{16}$ "	21"	12 $\frac{1}{4}$ "	7 $\frac{7}{16}$ "	2 $\frac{5}{8}$ "	$\frac{3}{4}$ "	8,10,14

See page 16 for Ornamental Capital dimensions.



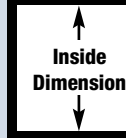
CRAFTSMAN

PERMACAST® COLUMN

CRAFTSMAN INSIDE DIMENSION

Inside dimension may vary up to 1/8".
Splitting a column will decrease inside dimension 1/8".

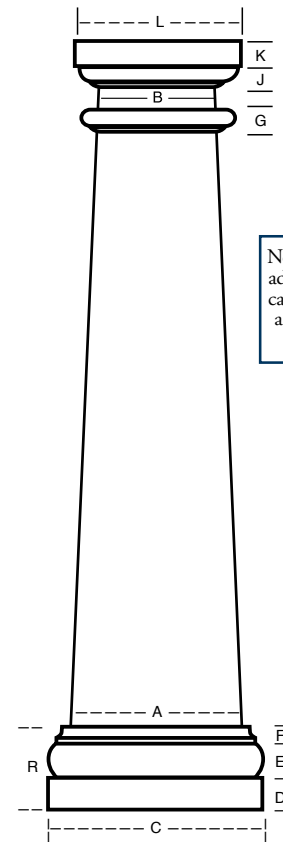
Column Size	Top	Bottom
10" x 5 1/2"	4 1/2"	9"
10 1/4" x 7 1/2"	6 1/2"	9 1/4"
12" x 10"	9"	11"
14" x 12"	11"	13"
16" x 9"	8"	15"



CRAFTSMAN LOAD BEARING SPECIFICATIONS

(Split Columns are not load bearing.)

Column Diameter	Structural Load
10" x 5 1/2"	10,000
10 1/4" x 7 1/2"	10,000
12" x 10"	14,000
14" x 12"	14,000
16" x 9"	14,000



CRAFTSMAN COLUMN DIMENSIONS (IN INCHES)

	A	B	C	D	E	F	G	J	K	L	R	LENGTH
10" x 5 1/2"	10"	5 1/2"	13"	2 1/2"	2 3/8"	1 1/16"	1"	1 3/8"	1 3/8"	9 5/8"	5 7/8"	66"
10 1/4" x 7 1/2"	10 1/4"	7 1/2"	13 1/2"	2 3/8"	2 1/4"	3/4"	1"	1"	1"	10 1/4"	5 3/8"	7'
12" x 10"	12"	10"	16 9/16"	2 1/2"	2 1/2"	1 1/16"	1"	1 3/8"	1 3/8"	12 3/4"	6 1/16"	6', 10'
14" x 12"*	14"	12"	18 3/4"	3 3/8"	3"	1"	1"	1 3/8"	2"	17 1/8"	7 3/8"	9'
16" x 9"	16"	9"	18 3/4"	2 1/2"	2 1/2"	1 1/16"	1"	1 3/8"	1 3/8"	13 1/4"	6 1/16"	58"
16" x 9"	16"	9"	19 1/16"	2 1/2"	2 1/2"	1 1/16"	1"	1 3/8"	1 3/8"	13 1/4"	6 1/16"	6', 8'

*Has 1/3" to 2/3" taper, neck mould is part of shaft and not applied. Flashing and Installation Kit is not available for Craftsman Columns with Poly Tuscan cap and base sets.



Painting Instructions

Painting instructions for round and square PermaCast® columns:

- Rinse
- Prime with high quality exterior latex primer or use an oil-based primer in accordance with paint manufacturer's instructions. A light coat of primer should be applied and allowed to cure fully.
- Paint evenly with several light coats over column with a high quality exterior latex or oil-base (if primer is used) in accordance with paint manufacturer's instructions.
- Do not paint PermaCast® columns using dark colors (dark colors are considered any color that falls within the L value of 56 to 0). L is a measure of lightness of an object and ranges from 0 (black) to 100 (white).


Fire Retardant

All HB&G PermaCast® columns are fire retardant. This feature has been tested by code certified laboratories to ensure its fire performance characteristics.

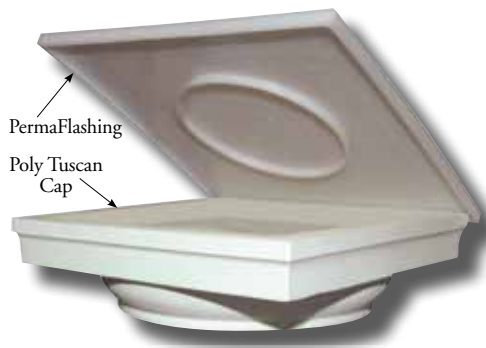
Tips

- ✓ When ordering an ornamental capital order the appropriate base for the column.
- ✓ Ornamental capitals for square PermaCast® slide over the shaft and do not use a plug. These ornamental capitals will not lengthen or shorten the height of the column.
- ✓ When installing an ornamental capital on fluted or recessed panel, square columns, the capital slides over the shaft. The taller capitals will cover the flutes and require additional caulking to finish.
- ✓ Verify exact opening measurement prior to ordering column length.
- ✓ When installing a PermaCast® column, verify concentric loading of column. 100% of bottom must contact substrate and 75% of top must contact soffit.
- ✓ When attaching hand rails or corner iron to PermaCast® columns, holes must be pre-drilled before applying screws.
- ✓ When ordering panel moulding for square PermaCast® columns, make sure to order enough for four sides of the column.
- ✓ Split columns are left partially intact. Cut with masonry or carbide tip blade.
- ✓ Custom split columns, caps, and bases are nonrefundable.

Splitting Options



HB&G's number one goal is finding ways that we can save you time and make your life easier.



PermaCast® PermaFlashing and Installation Kit

The PermaCast® flashing and installation kit is available in selected Tuscan cap and base sets.*

This innovation will not only save time but will keep the elements out of the column and secure the top and bottom of the column.

*Not available in Tuscan cap and base sets for Craftsman, No-taper, PermaLite®, and Wood columns.



Round PermaCast® Porch Installation Bracket

The HB&G Porch Installation Bracket includes the bracket and all required hardware. The bracket fits 20" - 30" Plain Round PermaCast® Columns and will secure a 2nd story porch to our PermaCast® Columns. Three brackets are required for each column.



PARALLEL DIMENSIONS

Column Size	Parallel Dim.	Column Size	Parallel Dim.
6x4	0"	18x18	60"
6x6	8"	18x20	84"
6x8	32"	18x22	49"
8x5	12"	18x24	73"
8x6	24"	18x26	97"
8x8	32"	20x10	0"
8x9	28"	20x12	0"
8x10	40"	20x14	0"
10x6	8"	20x16	4"
10x8	32"	20x18	28"
10x9	28"	20x20	52"
10x10	40"	20x22	76"
10x12	48"	20x24	100"
12x6	8"	22x16	45"
12x8	32"	22x18	69"
12x9	8"	22x20	93"
12x10	32"	22x22	53"
12x12	48"	22x24	77"
12x14	59"	22x26	101"
12x16	40"	24x12	21"
12x18	73"	24x14	45"
14x8	32"	24x16	69"
14x9	12"	24x18	93"
14x10	24"	24x20	75"
14x12	48"	24x22	99"
14x14	27"	24x24	123"
14x16	51"	24x26	77"
14x18	75"	24x28	101"
16x8	16"	24x30	125"
16x10	40"	28x20	20"
16x12	29"	28x22	44"
16x14	53"	28x24	68"
16x16	36"	28x26	92"
16x18	60"	28x28	116"
16x20	84"	30x20	56"
18x8	0"	30x22	80"
18x10	16"	30x24	140"
18x12	40"	30x26	75"
18x14	48"	30x28	99"
18x16	36"	30x30	123"

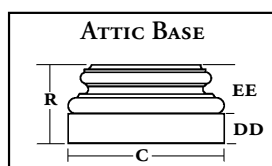
Column Size	Bottom Diameter
6x4	5 ³ / ₈ "
18x8	17 ¹ / ₄ "
20x10	18 ¹¹ / ₁₆ "
20x12	18 ⁵ / ₁₆ "
20x14	19 ¹ / ₄ "

PERMA Capitals and Bases

Choosing the right cap and base for your columns is as important as the selection of the column itself. The right cap and base can define the style of the front porch and create an atmosphere that complements your lifestyle. The cap and base options offered by HB&G are shown on page 7. Please refer to the following data that corresponds with your cap and base selection to ensure that you end up with the products that work best for you. Our polyurethane caps and bases are PermaPrimed.

CAPITAL AND BASE OPTIONS

Capitals and bases for PermaCast® columns are made of polyurethane and are decorative. The shaft fits through the center of the capital and base and does not alter the height of the shaft. Ornamental capitals for round PermaCast® columns will alter the height of the shaft.

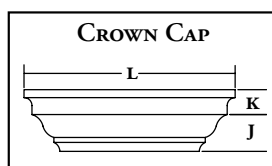


TUSCAN CAP AND BASES

The Tuscan style is standard and best complements the PermaCast® column. The Tuscan is available for all round and square shafts. For dimension see pages 8, 9, 10, and 16.

ORNAMENTAL CAPITAL

Five styles of ornamental capitals are available for all round and square shafts. Using an ornamental capital with a round PermaCast® shaft will alter the height of the shaft. Ornamental capitals do not alter the height of the shaft when used on a square PermaCast® Column.



ATTIC BASE


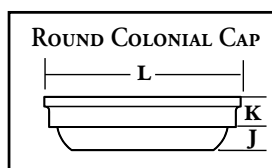
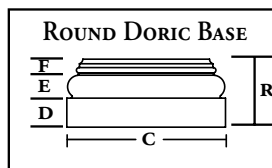
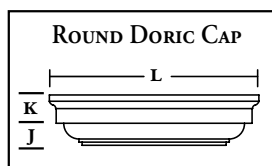
Attic Bases are used for a more ornate look and come in 1 or 2 pieces depending on their size.

COLONIAL CAP AND BASE

Referred to as our low profile capital and base, the Colonial is approximately 1/2 the size of the Tuscan. It does not provide architecturally correct dimensions and should only be used when aesthetics are not a priority. Only available for ROUND PermaCast® shafts 6" - 12".

FIBERGLASS BASE

The fiberglass base is manufactured from the same materials as the shaft and is available for Round PermaCast® shafts 8" - 14" only. It is designed to be used in high traffic areas.



DIMENSIONS OF ATTIC BASE FOR ROUND AND SQUARE COLUMNS

COLUMN SIZE	ROUND ATTIC				COLUMN SIZE	SQUARE ATTIC			
	C	DD	EE	R		C	DD	EE	R
6"	8 ³ / ₁₆ "	1 ³ / ₈ "	2 ³ / ₄ "	4 ¹ / ₈ "	6"	8 ⁷ / ₁₆ "	1 ³ / ₈ "	2 ⁷ / ₈ "	4 ¹ / ₄ "
8"	10 ³ / ₈ "	1 ⁷ / ₈ "	3 ¹ / ₄ "	5 ¹ / ₈ "	8"	11"	1 ⁷ / ₈ "	3 ¹ / ₄ "	5 ¹ / ₈ "
10"	13"	2 ¹ / ₂ "	3 ⁷ / ₈ "	6 ³ / ₈ "	10"	13 ³ / ₈ "	2 ³ / ₄ "	4"	6 ³ / ₈ "
12"	16 ³ / ₈ "	3"	4 ¹ / ₂ "	7 ¹ / ₂ "	12"	17"	2 ³ / ₄ "	4 ¹ / ₂ "	7 ¹ / ₄ "
14"	19 ¹ / ₄ "	3 ³ / ₈ "	5 ³ / ₈ "	8 ³ / ₄ "	N/A	N/A	N/A	N/A	N/A
16"	21 ¹ / ₄ "	4"	6 ¹ / ₂ "	10 ¹ / ₂ "	16"	22 ³ / ₈ "	4"	6 ³ / ₈ "	10 ³ / ₈ "
18"	25"	4 ³ / ₈ "	7 ¹ / ₄ "	11 ³ / ₈ "	N/A	N/A	N/A	N/A	N/A
20"	27 ¹ / ₁₆ "	4 ⁷ / ₈ "	8 ¹ / ₄ "	13 ¹ / ₈ "	N/A	N/A	N/A	N/A	N/A
22"	30 ¹ / ₄ "	5 ³ / ₈ "	9 ¹ / ₄ "	14 ³ / ₈ "	N/A	N/A	N/A	N/A	N/A
24"	33 ¹ / ₂ "	6"	10 ¹ / ₄ "	16 ¹ / ₄ "	N/A	N/A	N/A	N/A	N/A
28"	38"	6 ³ / ₄ "	11 ³ / ₈ "	18 ¹ / ₈ "	N/A	N/A	N/A	N/A	N/A
30"	41 ¹ / ₄ "	6 ¹ / ₂ "	11 ¹ / ₄ "	17 ³ / ₄ "	N/A	N/A	N/A	N/A	N/A

CROWN CAP FOR SQUARE COLUMN DIMENSIONS

Column Size	K	J	L
6"	1 ⁹ / ₁₆ "	2 ⁵ / ₁₆ "	11 1/4"
8"	1 ⁹ / ₁₆ "	2 ⁵ / ₁₆ "	13 1/4"
10"	1 ⁹ / ₁₆ "	2 ⁵ / ₁₆ "	15 1/4"
12"	1 ⁹ / ₁₆ "	2 ⁵ / ₁₆ "	17 1/4"

DORIC CAP AND BASE DIMENSIONS

Column Size	C	D	E	F	J	K	L	R
8"	10 ³ / ₈ "	1 ⁷ / ₈ "	1 ⁵ / ₈ "	7 ⁷ / ₈ "	1"	1 ³ / ₈ "	10"	4 ⁷ / ₁₆ "
10"	12 ¹⁵ / ₁₆ "	2 ³ / ₈ "	2 ¹ / ₁₆ "	1 ¹ / ₈ "	1 ⁵ / ₁₆ "	1 ¹¹ / ₁₆ "	12 ¹ / ₂ "	5 ⁹ / ₁₆ "
12"	15 ¹ / ₂ "	2 ⁷ / ₈ "	2 ¹ / ₂ "	1 ³ / ₈ "	1 ⁹ / ₁₆ "	2"	15"	6 ¹¹ / ₁₆ "
14"	18 ¹ / ₈ "	3 ¹⁵ / ₁₆ "	2 ⁷ / ₈ "	1 ⁹ / ₁₆ "	1 ¹³ / ₁₆ "	2 ³ / ₈ "	17 ¹ / ₂ "	7 ¹³ / ₁₆ "
16"	20 ⁷ / ₈ "	3 ³ / ₄ "	3"	2 ¹ / ₄ "	1 ⁹ / ₁₆ "	2 ¹ / ₄ "	20 ¹ / ₂ "	9"
18"	23 ¹ / ₄ "	4"	3 ¹ / ₂ "	2 ¹ / ₂ "	1 ³ / ₄ "	3"	23 ¹ / ₈ "	10"

COLONIAL CAP AND BASE DIMENSIONS*

Col. Size	C	D	E	F	J	K	L	R
6"	7 ¹ / ₄ "	1 ³ / ₈ "	1 ¹ / ₄ "	1 ¹ / ₄ "	1"	1 ¹ / ₄ "	7"	2 7/8"
8"	9 ¹ / ₈ "	1 ¹ / ₂ "	1 ⁵ / ₁₆ "	1 ¹ / ₄ "	1 ¹ / ₁₆ "	1 ³ / ₈ "	9"	3"
10"	11 ³ / ₁₆ "	1 ¹ / ₂ "	1 ¹ / ₄ "	1 ¹ / ₄ "	1 ¹ / ₁₆ "	1 ³ / ₈ "	10 ⁹ / ₁₆ "	3"
12"	13 ¹ / ₈ "	1 ¹ / ₂ "	1 ¹ / ₄ "	1 ¹ / ₄ "	1 ¹ / ₁₆ "	1 ³ / ₈ "	12"	3"

*Low profile option.

CAPITAL DIMENSIONS FOR ROUND AND SQUARE COLUMNS (IN INCHES)

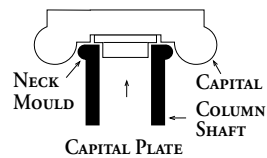
Size of Columns (Diameter at bottom of shaft)		6"		8"		10"		12"		14"		16"		18"	20"	22"	24"	28"	30"
		ROUND	SQUARE	ROUND	SQUARE	ROUND	SQUARE	ROUND	SQUARE	ROUND	SQUARE	ROUND	SQUARE	ROUND	ROUND	ROUND	ROUND	ROUND	ROUND
Roman Ionic	Height	N/A	3 ³ / ₁₆ "	3 ³ / ₁₆ "	4 ¹ / ₈ "	4"	4 ⁷ / ₈ "	4 ⁵ / ₈ "	6 ¹ / ₄ "	5 ⁵ / ₈ "	6 ³ / ₄ "	8 ¹ / ₈ "	9 1/2"	9 ¹ / ₂ "	9 ⁵ / ₁₆ "	9 ⁷ / ₁₆ "	N/A	N/A	
	Abacus		10 ¹ / ₈ "	8 ¹ / ₈ "	11 ¹¹ / ₁₆ "	10 ³ / ₄ "	14 ³ / ₄ "	12 ¹ / ₂ "	16 ⁷ / ₈ "	17 ¹ / ₈ "	19 ¹³ / ₁₆ "	26"	25 ¹ / ₄ "	25 ¹ / ₄ "	25 ⁵ / ₁₆ "	26 ⁶ / ₁₆ "			
	Projection		3 ¹ / ₄ "	3 ¹ / ₈ "	3"	4 ¹ / ₈ "	4 ¹ / ₈ "	5"	6 ¹ / ₄ "	7 ¹ / ₈ "	8"	8 ¹ / ₂ "	11 ¹ / ₄ "	11 ¹ / ₄ "	10"	9 ⁷ / ₈ "			
	O/S to O/S Inside Dia.*		12 ¹ / ₈ "	10 ¹ / ₂ "	13 ¹⁵ / ₁₆ "	13 ⁹ / ₁₆ "	17 ¹ / ₄ "	16 ¹ / ₂ "	23 ¹ / ₈ "	22 ⁹ / ₁₆ "	24 ³ / ₈ "	32 ¹ / ₈ "	31 ³ / ₄ "	31 ³ / ₄ "	33"	34"			
Greek Ionic	Height	N/A	5 ¹ / ₂ "	4 ¹ / ₈ "	6 ¹ / ₄ "	5 ⁵ / ₈ "	6 ³ / ₄ "	6 ⁷ / ₁₆ "	9 ¹ / ₄ "	7"	10 ³ / ₈ "	11"	10 ⁵ / ₁₆ "	11 ³ / ₈ "	13 ⁷ / ₈ "	13 ⁷ / ₈ "	N/A	19 ¹ / ₄ "	
	Abacus		11"	7 ⁵ / ₁₆ "	12 ⁵ / ₈ "	10 ¹¹ / ₁₆ "	16"	14 ³ / ₈ "	17 ³ / ₄ "	15 ¹ / ₈ "	22 ⁵ / ₈ "	26 ⁵ / ₁₆ "	22 ⁵ / ₁₆ "	25 ¹ / ₄ "	29"	29"		42 ¹ / ₂ "	
	Projection		4 ³ / ₈ "	3 ³ / ₈ "	4 ⁷ / ₈ "	5"	5 ⁵ / ₈ "	7 ¹ / ₂ "	7 ¹ / ₄ "	6 ¹ / ₂ "	10 ¹ / ₄ "	10 ¹ / ₄ "	9 1/2"	11 ¹ / ₄ "	15 ¹ / ₂ "	15 1/2"		19 ¹ / ₂ "	
	O/S to O/S Inside Dia.*		14 ¹ / ₂ "	11 ⁷ / ₈ "	17 ⁷ / ₁₆ "	14 ¹⁵ / ₁₆ "	20 ⁷ / ₈ "	20 ¹¹ / ₁₆ "	26 ⁷ / ₈ "	20 ¹¹ / ₁₆ "	29 ¹ / ₄ "	36 ⁷ / ₁₆ "	29 ⁹ / ₈ "	31 ³ / ₄ "	43 ¹ / ₂ "	43 ¹ / ₂ "		60 ³ / ₄ "	
Temple of the Winds	Height	N/A	8 ⁷ / ₁₆ "	8"	11 ¹ / ₂ "	10 ⁵ / ₁₆ "	13 ⁷ / ₈ "	11 ⁵ / ₈ "	20 ¹ / ₂ "	16 ¹ / ₄ "	18 ¹ / ₄ "	21 ⁵ / ₁₆ "	21 ⁷ / ₈ "	23"	24 ¹ / ₈ "	27 ⁷ / ₈ "	N/A	N/A	
	Abacus		12 ¹ / ₈ "	11 ⁷ / ₈ "	15 ¹ / ₂ "	13 ⁷ / ₁₆ "	21 ¹³ / ₁₆ "	16 ⁷ / ₁₆ "	25 ³ / ₄ "	23 ¹ / ₄ "	26"	29 ⁵ / ₁₆ "	28 ³ / ₈ "	34 ³ / ₄ "	35 ¹ / ₄ "	37 ¹ / ₄ "			
	Projection		4 ³ / ₈ "	5 ¹ / ₂ "	5 ¹ / ₈ "	6"	8"	7"	9 ⁷ / ₈ "	10 ⁷ / ₈ "	11 ¹ / ₈ "	9 ¹ / ₄ "	12"	15 ¹ / ₂ "	14 ⁷ / ₈ "	16 ¹ / ₈ "			
	O/S to O/S Inside Dia.*		12 ¹ / ₈ "	11 ⁷ / ₈ "	15 ¹ / ₂ "	13 ⁷ / ₁₆ "	21 ¹³ / ₁₆ "	16 ⁹ / ₁₆ "	25 ³ / ₄ "	23 ³ / ₈ "	26"	29 ⁵ / ₁₆ "	28 ³ / ₈ "	34 ³ / ₄ "	35 ¹ / ₄ "	37 ¹ / ₄ "			
Roman Corinthian	Height	N/A	10 ³ / ₄ "	8 ¹¹ / ₁₆ "	13 ¹¹ / ₁₆ "	11 ¹⁵ / ₁₆ "	17 ³ / ₄ "	14 ³ / ₁₆ "	20 ¹ / ₈ "	17 ⁷ / ₈ "	22 ³ / ₁₆ "	26 ¹ / ₂ "	26 ¹ / ₁₆ "	28 ⁷ / ₁₆ "	31 ⁷ / ₈ "	34 ¹ / ₄ "	N/A	N/A	
	Abacus		13 ¹ / ₄ "	12 ¹ / ₁₆ "	18"	14 ³ / ₈ "	22 ² / ₈ "	18 ⁷ / ₈ "	26 ¹ / ₄ "	22 ³ / ₁₆ "	32 ³ / ₈ "	37 ¹ / ₂ "	38 ⁷ / ₈ "	41 ³ / ₈ "	40 ¹ / ₄ "	45 ¹ / ₄ "			
	Projection		4 ¹ / ₄ "	4 ¹ / ₄ "	6"	6 ¹ / ₄ "	7 ⁷ / ₈ "	8 ¹ / ₄ "	8 ⁷ / ₈ "	8 ⁷ / ₈ "	14 ¹ / ₄ "	13 ³ / ₈ "	17 ¹ / ₂ "	16 ³ / ₄ "	16"	17 ¹ / ₂ "			
	O/S to O/S Inside Dia.*		13 ¹ / ₄ "	12 ¹ / ₁₆ "	18"	14 ³ / ₈ "	22 ² / ₈ "	18 ⁷ / ₈ "	26 ¹ / ₄ "	22 ³ / ₁₆ "	32 ³ / ₈ "	37 ¹ / ₂ "	38 ⁷ / ₈ "	41 ³ / ₈ "	40 ¹ / ₄ "	45 ¹ / ₄ "			
Samsazai	Height	N/A	3 ¹ / ₄ "	3 ³ / ₈ "	5"	4 ¹ / ₈ "	5 ⁵ / ₁₆ "	5 ¹ / ₁₆ "	6 ¹ / ₂ "	5 ³ / ₄ "	7 ¹ / ₁₆ "	8 ⁵ / ₁₆ "	8 ³ / ₄ "	8 ⁵ / ₈ "	10 ³ / ₄ "	11 ¹ / ₂ "	12 ¹ / ₄ "	15 ¹ / ₄ "	
	Abacus		11 ¹ / ₄ "	9 ⁷ / ₈ "	16 ³ / ₁₆ "	14 ¹ / ₄ "	17 ⁷ / ₈ "	16 ⁵ / ₈ "	20 ⁷ / ₈ "	18 ¹ / ₄ "	23 ³ / ₄ "	26"	28 ⁵ / ₈ "	28 ¹ / ₂ "	32"	36"	38 ³ / ₄ "	46 ¹ / ₄ "	
	Projection		3 ³ / ₈ "	3 ³ / ₈ "	5 ¹ / ₈ "	5 ³ / ₈ "	5 ⁵ / ₈ "	6"	5 ¹ / ₄ "	6 ³ / ₈ "	8 ³ / ₄ "	5 ¹ / ₄ "	10 ¹ / ₄ "	10 ¹ / ₄ "	10 ¹ / ₈ "	12 ¹ / ₂ "	13 ³ / ₄ "	16 ¹ / ₈ "	
	O/S to O/S Inside Dia.*		11 ³ / ₈ "	10"	16 ³ / ₁₆ "	14 ¹ / ₄ "	18 ¹ / ₁₆ "	16 ⁵ / ₈ "	20 ⁷ / ₈ "	18 ⁵ / ₈ "	23 ³ / ₄ "	26"	28 ⁵ / ₈ "	28 ⁵ / ₈ "	32"	36"	38 ¹ / ₂ "	46 ¹ / ₄ "	

*Inside Diameter

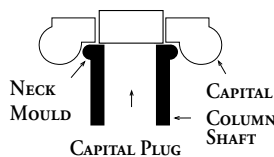
ORNAMENTAL CAPITALS FOR ROUND PERMACAST® COLUMNS

Adding a load bearing ornamental capital to a round PermaCast® column will lengthen or shorten the overall height of the column depending on the height of the capital. Subtract the "T" dimension (from the column dimensions chart) and add the height of the ornamental capital +/- 1/4" for overall column height.

8"-12" LOAD BEARING CAPITAL

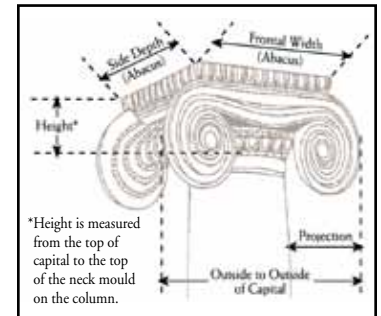
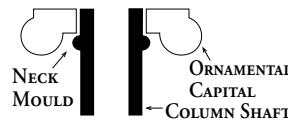


14"-30" NON LOAD BEARING CAPITAL WITH SEPARATE LOAD BEARING PLUG



ORNAMENTAL CAPITALS FOR SQUARE PERMACAST® COLUMNS

Adding an ornamental capital to a square PermaCast® column DOES NOT change the length of the column shaft. The ornamental capital simply slides over the shaft. Neck moulding can be applied or not.



*Height is measured from the top of capital to the top of the neck mould on the column.

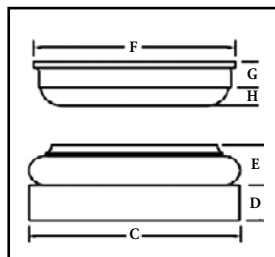
PermaTuff™ Base with Polyurethane Cap for HB&G Round Tapered PermaCast® Columns

Introducing the "NEW" PermaTuff™ base from HB&G. Finally a base that is durable and can stand up to the physical wear and tear of everyday life, while maintaining its beauty and remaining cost effective.

Available for round tapered PermaCast® columns in 8", 10", and 12" sizes. With its lightweight material, the PermaTuff™ base is easy to install and requires little to no maintenance.

FEATURES

- Insect and Weather Proof
- Low Maintenance
- Ready to Prime and Paint
- Limited Lifetime Warranty
- Optional PermaFlashing and Installation Kit Available
- Light Weight
- Rigid Tuscan Base
- Poly Tuscan Cap



TUSCAN PERMATUFF™ BASE AND POLY CAP DIMENSIONS

Col. Size	C	D	E	F	G	H
8"	10-1/2"	1-7/8"	2-1/2"	9-1/4"	1-1/2"	1-1/4"
10"	13-1/8"	2-3/8"	2-7/8"	11-1/4"	1-3/4"	1-1/4"
12"	16-1/2"	2-7/8"	3-1/4"	13-3/4"	2-1/4"	1-3/4"



- 25 year limited warranty
- Custom styles available
- Made from cellular PVC
- Installation kit included
- Interior and exterior use
- Weather proof
- Insect proof
- Low maintenance



12" PermaWrap® Column with
Tuscan Base and Custom Cap

Custom PermaWrap® Columns

From 5" to 24" width and 2' to 20' height, you can now order the perfect custom column for your home or neighborhood project. Custom columns are manufactured using 3/8", 1/2", or 5/8" cellular PVC. Ask HB&G today how you can put a unique signature on your next custom project. Simply visit our website, www.hbgcolumns.com, or contact our Architectural Department at 1-800-264-4HBG (4424).

Two Ways to Order PermaWrap® Columns



Assembled



L-Assembly

Assembled

- Manufactured from cellular PVC
- Fully Assembled (with or without post)
- Ready to Install

L-Assembly

- Manufactured from 3/8", 1/2", or 5/8" cellular PVC
- Shipped in two L-shaped halves
- Square Column Ready to Wrap Around an Existing Post
- Available in Plain, Fluted, Raised Panel, or Recessed Panel
- Craftsman Columns Available in Plain, Raised, and Recessed Panel Styles



24" x 18' Square Recessed PermaWrap® Columns



10" x 8' Custom Raised Panel Square PermaWrap® Columns and Custom Rail Design



14" x 10' Custom Raised Panel PermaWrap® Columns




16" x 6' Craftsman PermaWrap® Column with Pedestal

Leading the industry in column innovation, HB&G PermaWrap® columns are made from cellular PVC and offer the advantages of being unaffected by moisture and insects but with the thickness, ease of use, and workability of wood.


PermaWrap® columns are available in all sizes and styles – square or craftsman – plain, fluted, raised panel, and recessed panel. With all of these options, you are certain to find just the right amount of detail for your specific project.

Best of all, the PermaWrap® column comes with a 25-year HB&G warranty.



**Made from polyurethane and may need to be split in the field for installation.*

Examples of custom PermaWrap® columns




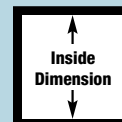
PLAIN PERMAWRAP® DIMENSIONS (IN INCHES)

	Col Width	A	C	G	L	R	U	Lengths
Assembled	6"	5 ⁷ / ₈ "	7 ¹ / ₈ "	1"	7 ¹ / ₈ "	9"	7"	8', 10'
	8"	7 ⁷ / ₈ "	9 ¹ / ₈ "	1"	9 ¹ / ₈ "	9"	7"	8', 10', 12'
	10"	9 ⁷ / ₈ "	11 ¹ / ₈ "	1"	11 ¹ / ₈ "	9"	7"	8', 10', 12'
	12"	11 ⁷ / ₈ "	13 ¹ / ₈ "	1"	13 ¹ / ₈ "	9"	7"	8', 10', 12'
L Assembly	6"	5 ⁷ / ₈ "	7 ¹ / ₈ "	1"	7 ¹ / ₈ "	9"	7"	8', 10'
	8"	7 ⁷ / ₈ "	9 ¹ / ₈ "	1"	9 ¹ / ₈ "	9"	7"	8', 10', 12'
	10"	9 ⁷ / ₈ "	11 ¹ / ₈ "	1"	11 ¹ / ₈ "	9"	7"	8', 10', 12'
	12"	11 ⁷ / ₈ "	13 ¹ / ₈ "	1"	13 ¹ / ₈ "	9"	7"	8', 10', 12'

Additional sizes are available from 5" to 24" width and 2' to 20' height.

INSIDE DIMENSIONS

6"	4 ⁵ / ₈ "
8"	6 ⁵ / ₈ "
10"	8 ⁵ / ₈ "
12"	10 ⁵ / ₈ "



PERMAWRAP® FLUTED, RECESSED PANEL, AND RAISED PANEL DIMENSIONS (IN INCHES)

Col Width	A	C	G	L	N	O	S*	R	U	Lengths
6"	5 ⁷ / ₈ "	7 ¹ / ₈ "	1 ¹ / ₈ "	7 ¹ / ₈ "	6"	6"	1 ³ / ₄ "	9"	7"	6', 8', 9', 10'
8"	7 ⁷ / ₈ "	9 ¹ / ₈ "	1 ¹ / ₈ "	9 ¹ / ₈ "	6"	6"	1 ³ / ₄ "	9"	7"	6', 8', 9', 10', 12'
10"	9 ⁷ / ₈ "	11 ¹ / ₈ "	1 ¹ / ₈ "	11 ¹ / ₈ "	6"	6"	1 ³ / ₄ "	9"	7"	6', 8', 9', 10', 12'
12"	11 ⁷ / ₈ "	13 ¹ / ₈ "	1 ¹ / ₈ "	13 ¹ / ₈ "	6"	6"	1 ³ / ₄ "	9"	7"	6', 8', 9', 10', 12'

Rail breaks are 7" long and designed to fit 36" or 42" rail heights.

*S dimension for 6" raised panel is 1-1/4", 8" raised panel is 1-1/2".

S dimension for fluted columns vary.

Additional sizes are available from 5" to 24" width and 2' to 20' height.

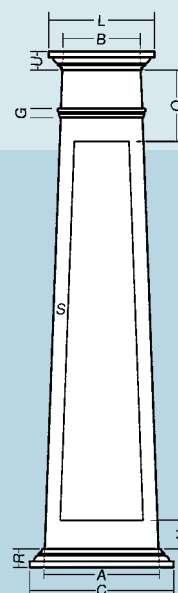
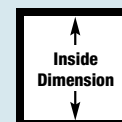
INSIDE DIMENSIONS

6"	3 ⁷ / ₈ "
8"	5 ⁷ / ₈ "
10"	7 ⁷ / ₈ "
12"	9 ⁷ / ₈ "

NUMBER OF FLUTES PER SIDE

6"	3
8"	5
10"	7
12"	8

Now with
Ogee Cap
and Base




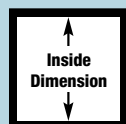
PERMAWRAP® CRAFTSMAN DIMENSIONS (IN INCHES)

Col Width	A	B	C	G	L	N	O	S	R	U	Lengths
12"X8"	11 ⁷ / ₈ "	7 ⁷ / ₈ "	14 ⁷ / ₈ "	1 ¹ / ₈ "	10 ⁷ / ₈ "	6"	6"	1 ³ / ₄ "	2"	2"	54", 60", 66", 72", 96"
16"X10"	15 ⁷ / ₈ "	9 ⁷ / ₈ "	18 ⁷ / ₈ "	1 ¹ / ₈ "	12 ⁷ / ₈ "	6"	6"	1 ³ / ₄ "	2"	2"	54", 60", 66", 72", 96"
20"X15"	19 ⁷ / ₈ "	14 ⁷ / ₈ "	22 ⁷ / ₈ "	1 ¹ / ₈ "	17 ⁷ / ₈ "	6"	6"	1 ³ / ₄ "	2"	2"	54", 60", 66", 72", 96"

Additional sizes are available from 5" to 24" width and 2' to 20' height.

INSIDE DIMENSIONS

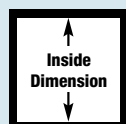
	Bottom	Top
12" x 8"	10 ⁵ / ₈ "	5 ⁷ / ₈ "
16" x 10"	14 ⁵ / ₈ "	6 ⁷ / ₈ "
20" x 15"	18 ⁵ / ₈ "	12 ⁷ / ₈ "



PERMAWRAP® PEDESTAL DIMENSIONS (IN INCHES)

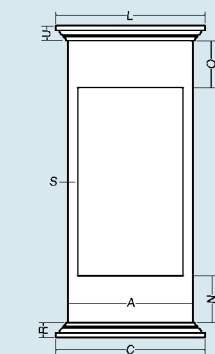
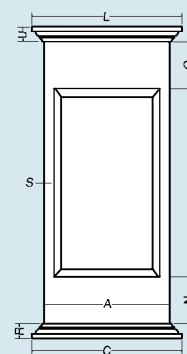
Col Width	A	C	L	N	O	S	R	U	Lengths
16"	15 ⁷ / ₈ "	18 ⁷ / ₈ "	18 ⁷ / ₈ "	6"	6"	1 ³ / ₄ "	2"	2"	40", 46"
20"	19 ⁷ / ₈ "	22 ⁷ / ₈ "	22 ⁷ / ₈ "	6"	6"	1 ³ / ₄ "	2"	2"	40", 46"
24"	23 ⁷ / ₈ "	26 ⁷ / ₈ "	26 ⁷ / ₈ "	6"	6"	1 ³ / ₄ "	2"	2"	40", 46"

Additional sizes are available from 5" to 24" width and 2' to 20' height.



INSIDE DIMENSIONS

16"	13 ⁷ / ₈ "
20"	15 ⁷ / ₈ "
24"	21 ⁷ / ₈ "



Painting and Finishing

Caulk where required using Siroflex brand Sealant and Adhesive provided by manufacturer. Putty any holes using acrylic putty or caulk. Lightly sand or scuff surface of column. Clean surface of column to remove any dirt or hand oil residue with light detergent and water, denatured alcohol, or window cleaner. Be sure to remove soap residue with clean water. Apply one coat of 100% acrylic exterior primer and one or more finish coats of 100% acrylic exterior paint.

Do not paint columns using dark colors (dark colors are considered any color that falls within the L value of 56 to 0). L is a measure of lightness of an object and ranges from 0 (black) to 100 (white).

See page 16 for Ornamental Capital Dimensions.

PermaLite® Columns


- Weather Proof
- Insect Proof
- Load Bearing
- Low Maintenance
- Lightweight
- Ready to Prime and Paint
- Limited Lifetime Warranty



The HB&G PermaLite® column is the latest addition to the HB&G synthetic column family. PermaLite® columns are cost effective, load bearing, versatile, and require very little maintenance. The PermaLite® column is available in round and square.



TOP VIEW
CUT-AWAY



PermaLite® Plain



PermaLite® Recessed

PermaLite®
Round
No-Taper

PermaLite®
Square Plain

PermaLite®
Square Recessed
(with panel kit)

PermaLite® Square
Recessed (with panel
divider kit)

PermaLite® Square
Recessed (with 2-panel
divider kits)



Square Tuscan Cap



Round Tuscan Cap




Square Tuscan Base



Round Tuscan Base

**For Tuscan
Cap and Base
dimensions
refer to page 23.**



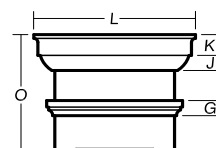
**PERMALITE® PANEL DIVIDER KITS TO
CONVERT A SINGLE PANEL COLUMN
INTO A 2 OR 3-PANEL COLUMN**

RECESSED – Includes four top panel insert pieces and four bottom panel insert pieces.

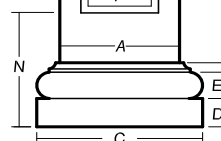
PANEL DIVIDER KITS are available.

Kit Size	Width	Height
8" Panel Divider Kit (4 Pieces)	4 ⁷ / ₈ "	2 ¹ / ₄ "
10" Panel Divider Kit (4 Pieces)	5 ⁵ / ₁₆ "	5 ¹ / ₈ "

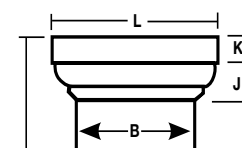
1 panel kit to achieve 2-panel column.
2 panel kits to achieve 3-panel column.



Neck Mould
is adjustable
and can be
applied
anywhere
on column.

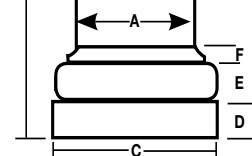


PermaLite® Square
Column shown
with Tuscan Cap
and Base



Neck Mould
for PermaLite®
Round
Column
sold separate

NO-TAPER



PermaLite® Round
No-Taper Column
shown with Tuscan
Cap and Base

See page 23 for dimension chart.

PLAIN AND RECESSED PANEL SQUARE PERMALITE® COLUMN DIMENSIONS (IN INCHES)

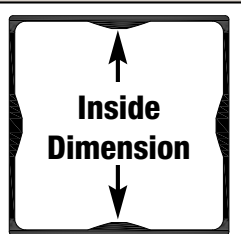
Col. Size	A	C	D	E	F	G	J	K	L	N	O	P	Length Avail. (ft.)
6"	5-1/2"	8-1/2"	1-1/2"	1-1/4"	1/2"	1"	7/8"	1-1/16"	8"	N/A	N/A	N/A	6, 8, 9, 10
8"	7-1/2"	11"	1-15/16"	1-11/16"	3/4"	1"	1"	1-7/16"	10-1/16"	8"	8"	3-7/8"	6, 8, 9, 10, 12
8"*	7-1/2"	10-7/16"	1-7/8"	1-11/16"	5/8"	1"	1"	1-3/8"	10-1/4"	8"	8"	3-7/8"	6, 8, 9, 10, 12
10"	9-1/2"	12-15/16"	2-1/2"	2-1/8"	3/4"	1"	1-5/16"	1-3/4"	12-3/4"	9"	9"	4-3/8"	6, 8, 9, 10, 12
10"*	9-1/2"	13-1/8"	2-3/8"	2-1/8"	3/4"	1"	1-1/4"	1-3/4"	12-3/4"	9"	9"	4-3/8"	6, 8, 9, 10, 12
12"	11-1/2"	15-1/4"	2-3/4"	2-7/16"	13/16"	1"	1-3/8"	2"	15-7/8"	N/A	N/A	N/A	6, 8, 9, 10, 12

*Sim caps and bases. The remainder are poly caps and bases.

NOTES: Recessed Panel top inset – 8" = 8", 10" = 9"; Bottom inset – 8" = 8", 10" = 9". Neck mould is adjustable and is applied in the field. Recessed Panel available in 8" and 10" sizes only. Factory split PermaLite® columns are not available. HB&G does not recommend splitting PermaLite® columns.

SQUARE PERMALITE® INSIDE DIMENSION

Col. Width	Inside
6"	4-5/8"
8"	6-5/8"*
10"	8-5/8"*
12"	10-5/8"



*Recessed Panel Inside Dimensions 8" - 5-5/8"; 10" - 7-5/8"

LOAD BEARING SPECIFICATIONS

Col. Width	Structural Load (lbs)
6"	5,000
8"	6,500
10"	7,000
12"	7,500

ROUND PERMALITE® NO-TAPER COLUMN DIMENSIONS

Col Size	A	B	C	D	E	F	J	K	L	Lengths
8"	7 5/8"	7 5/8"	10 1/2"	1 7/8"	1 3/4"	3/4"	1 1/4"	1 1/2"	10 5/8"	6',8',9',10'
10"	9 5/8"	9 5/8"	13 1/8"	2 3/8"	2 1/8"	3/4"	1 1/4"	1 3/4"	12 3/4"	6',8',9',10', 12'

ROUND PERMALITE® LOAD BEARING SPECIFICATIONS

Split columns are not load bearing.

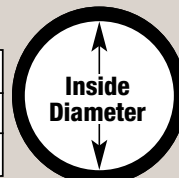
COLUMN DIAMETER	STRUCTURAL LOAD
8"	8,000 lbs. Max
10"	10,000 lbs. Max

ROUND PERMALITE® DIMENSIONS

Inside diameter may vary up to 1/8".

Splitting a column will decrease dimension by ~1/8".

COLUMN SIZE	ID
8"	7 3/8"
10"	9 3/8"



**One Piece Neck Mould
for 8" and 10" Round
No-Taper Column
Is Available.**

Neck Ring Sold Separately.

PermaSnapTM Column Wrap

-25 Year Limited Warranty

- Weather Proof


- Insect Proof

- Low Maintenance

- Made from cPVC

- Easy Installation

Transform a treated post into a finished column in minutes with PermaSnapTM. PermaSnapTM column wrap's patented snap design permits easy installation by one person. Can also be used as a newel post wrap.



Bed Mould*

Hampton

Chesapeake

PermaSnapTM Column Wrap Technical Specifications

Product Description	Actual Inside Dimension	Actual Outside Dimension	Column Wrap Will Fit
4" x 4" x 8'-6"	4" x 4" x 8'-6"	4-3/4" x 4-3/4" x 8'-6"	4" x 4" Post
4" x 4" x 10'-0"	4" x 4" x 10'-0"	4-3/4" x 4-3/4" x 10'-0"	4" x 4" Post
6" x 6" x 8'-6"	6" x 6" x 8'-6"	6-3/4" x 6-3/4" x 8'-6"	6" x 6" Post
6" x 6" x 10'-0"	6" x 6" x 10'-0"	6-3/4" x 6-3/4" x 10'-0"	6" x 6" Post
8" x 8" x 8'-6"	8-3/4" x 8-3/4" x 8'-6"	9-1/2" x 9-1/2" x 8'-6"	8" x 8" Post
8" x 8" x 10'-0"	8-3/4" x 8-3/4" x 10'-0"	9-1/2" x 9-1/2" x 10'-0"	8" x 8" Post
10" x 10" x 8'-6"	10-3/4" x 10-3/4" x 8'-6"	11-1/2" x 11-1/2" x 8'-6"	10" x 10" Post
10" x 10" x 10'-0"	10-3/4" x 10-3/4" x 10'-0"	11-1/2" x 11-1/2" x 10'-0"	10" x 10" Post

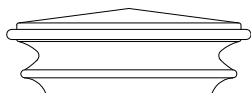
*There may be a variance of up to 1/8" in all dimensions.

PermaSnapTM Accessories

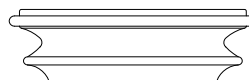
Sizes Available

Bed Mould Trim Kit*	4, 6, 8, and 10"
Hampton Trim Kit	4, 6, 8, and 10"
Chesapeake Trim Kit	4, 6, 8, and 10"
Bed Mould XL	4, 6, 8, and 10"
Neck Mould	4, 6, 8, and 10"
Charleston Newel Cap	4"
Wilmington Newel Cap	4"
Ashbury Newel Cap	6"


*Bed Mould Trim Kit is needed for both ends
NOTE: Accessories sold separately.



Charleston 4" Newel Cap



Wilmington 4" Newel Cap



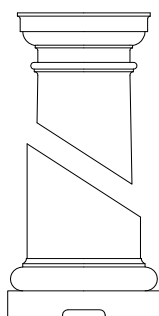
Ashbury 6" Newel Cap



ARCHITECTURAL COLUMNS

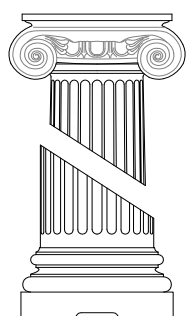
We offer columns ranging from the timeless architectural orders to more modern no-taper rounds, squares (plain and panel), craftsman, colonial, and barrel columns. Columns are available in paint grade woods (finger-jointed pine, redwood, or cedar) for interior or exterior use or stain grade woods for interior applications (most common stain grade species are shown below). We recommend using western red cedar or heart redwood for exterior applications due to their superior natural weather-resistant characteristics. We can factory prime columns to be painted and apply asphalt coating for added protection for columns to be installed outside.

THE CLASSIC COLUMNS



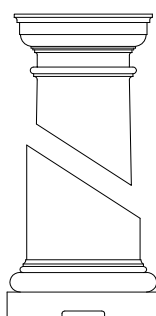
Tuscan

- Simplest and strongest design
- Usually Plain rather than fluted
- Shaft length, including cap and base, is seven times diameter.



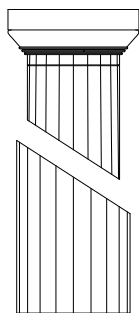
Roman Ionic

- Ornate design with decorative scrolled capital and Attic Base
- Contains 24 semi-circular flutes separated by fillets
- Shaft length, including cap and base, is nine times diameter.



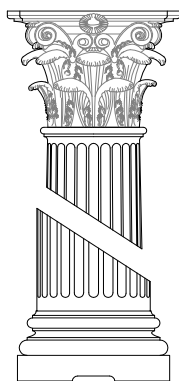
Roman Doric

- Next in strength and simplicity to the Tuscan cap and base contain additional moulding detail
- Usually Plain rather than fluted
- Shaft length, including cap and base, is eight times diameter.



Greek Doric

- Has no base
- Contains 20 shallow flutes that form peaks (no fillets)
- Shaft length, including cap, is five and a half times diameter.



Roman Corinthian

- Most elegant style, features an inverted bell capital adorned with acanthus leaves and an Attic Base
- Fluted in the Ionic Style
- Shaft length, including cap and base, is ten times diameter.

SHAFT SPECIFICATIONS FOR TUSCAN, ROMAN IONIC, ROMAN DORIC, AND ROMAN CORINTHIAN COLUMNS				
	Bottom	Top	Flutes	
Shaft Nominal Diameter	Net Inside Diameter	Net Inside Diameter	Number	Width
6"	3	2 1/2	24	1/2
8"	5 1/4	4 3/8	24	1 1/16
10"	7 1/4	6 3/8	24	7/8
12"	9	7 3/4	24	1
14"	10 1/8	9	24	1 1/4
16"	12	10	24	1 1/4
18"	14 1/4	12	24	1 1/2
20"	16 1/4	13	24	1 11/16
22"	18 1/4	15	24	1 15/16
24"	20 1/4	17	24	2 1/8
26"	22 1/8	19	24	2 1/4
28"	24 1/8	21	24	2 11/16

MOST POPULAR STAIN GRADE WOOD SPECIES



Redwood



Ponderosa Pine




Mahogany



Cherry




Maple



Poplar

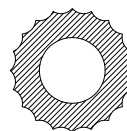


Walnut




Oak

FLUTE OPTIONS



Greek Doric



Roman Ionic

CUSTOM SPLITTING OPTIONS



ROUND STOCK WOOD COLUMNS

STOCK COLUMN DIMENSIONS (IN INCHES)

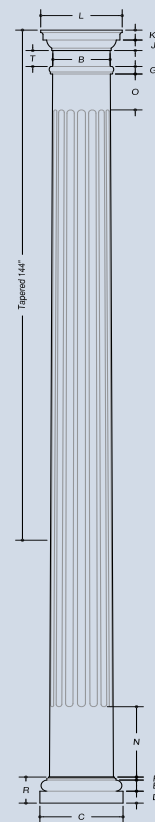
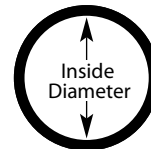
COL. SIZE	A	B	C	D	E	F	G	J	K	L	O	N	R	T	LENGTH AVAIL (ft)
6"	5 1/8"	4 3/8"	7 1/4"	1 3/8"	1 1/4"	3/16"	1 5/16"	1 1/16"	1 1/16"	7"	4 1/2"	8"	3 3/16"	2"	8,10
8"	7"	6 1/4"	9 1/4"	1 1/2"	1 1/4"	3/4"	1 1/16"	1 1/4"	1 1/4"	8 7/8"	4 1/2"	8"	3 3/4"	2"	8,10,12
10"	9"	8 3/4"	11 1/4"	1 1/2"	1 1/4"	3/4"	1 5/16"	1 1/4"	1 1/16"	10 1/2"	4 1/2"	8"	3 3/4"	2"	8,10,12
12"	11 1/8"	9 3/8"	13 3/8"	1 3/8"	1 1/4"	7/8"	1 5/16"	1 3/4"	1 3/8"	12"	4 1/2"	8"	3 3/8"	2"	8, 10, 12

Larger sizes available. Call for quote.

ROUND WOOD INSIDE DIMENSIONS

Inside diameter may vary up to 1/4".
Splitting a column will decrease
inside dimension 1/8".

COL. DIA.	TOP I.D.	BOT I.D.
6"	3 1/8"	3 1/8"
8"	4 3/8"	4 3/8"
10"	6 3/4"	6 3/4"
12"	7 1/8"	9 3/8"



CAPITALS AND BASES FOR STOCK WOOD COLUMNS

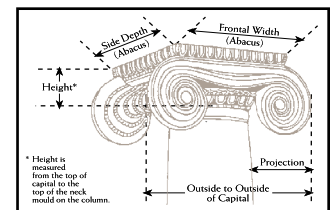
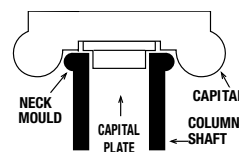
CAPITAL DIMENSIONS FOR ROUND COLUMNS (IN INCHES)

Size of Columns (Diameter at bottom of shaft)		8"	10"	12"
		ROUND	ROUND	ROUND
Roman Ionic	Height	3 15/16"	4"	4 5/8"
	Abacus	8 1/8"	10 3/4"	12 1/2"
	Projection	3 1/8"	4 1/8"	5"
	O/S to O/S	10 1/2"	13 9/16"	16 1/2"
Greek Ionic	Height	4 1/8"	5 5/8"	6 9/16"
	Abacus	7 15/16"	10 11/16"	14 3/8"
	Projection	3 5/8"	5"	7 1/2"
	O/S to O/S	11 7/8"	14 15/16"	20 11/16"
Temple of the Winds	Height	8"	10 5/16"	11 5/8"
	Abacus	11 7/8"	13 7/16"	16 9/16"
	Projection	5 1/2"	6"	7"
	O/S to O/S	11 7/8"	13 7/16"	16 9/16"
Roman Corinthian	Height	8 11/16"	11 15/16"	14 5/8"
	Abacus	12 1/16"	14 5/8"	18 7/8"
	Projection	4 1/4"	6 1/4"	8 1/4"
	O/S to O/S	12 1/16"	14 3/8"	18 7/8"
Samozi	Height	3 1/8"	4 1/8"	5 1/16"
	Abacus	9 7/8"	14 1/4"	16 5/8"
	Projection	3 3/8"	5 3/8"	6"
	O/S to O/S	10"	14 1/4"	16 5/8"

• 8"-12" Round Ornamental Capitals are load bearing.

8" - 12" LOAD BEARING ORNAMENTAL CAPITALS FOR ROUND WOOD COLUMNS

Adding a load bearing ornamental capital to a round wood column will lengthen or shorten the overall height of the column depending on the height of the capital. Subtract the "T" dimension (from the column dimensions chart) and add the height of the ornamental capital +/- 1/4" for overall column height.



LOAD BEARING CAPACITY

Diameter	Pine
6"	3,000
8"	4,100
10"	5,500
12"	6,600

Capitals and bases for wood columns are load bearing. The shaft fits on the capital and base and alters the height of the shaft. Several options are offered for wood columns.

CLASSIC CAPITAL AND BASE

The Classic style is standard and best complements the wood column.

ORNAMENTAL CAPITALS

Five styles of ornamental capitals are available. Nothing makes a statement like wood columns with an ornamental cap. 8"-12" ornamental capitals for Round wood columns are load bearing.

Using an ornamental capital with a wood shaft will alter the height of the shaft.

ATTIC BASE

Attic bases are used for a more ornate look and comes in two pieces. (In the chart, see DD for the plinth dimension and EE for the torus dimension.)

TIPS

When ordering an ornamental cap order the appropriate base for the column.

Ornamental caps will lengthen or shorten the height of the column.

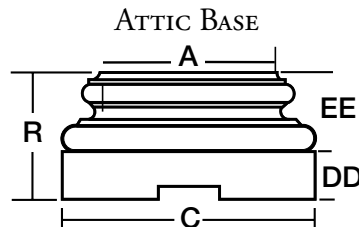
Ensure exact opening measurement prior to ordering column length.

WHAT YOU NEED TO KNOW

- The height of a column includes capital and base (Ex. 8' = shaft 7' 6 1/2" and capital and base total 8').
- Cap and base fit on top and bottom of column insulating the column from the elements.
- Split columns are not load bearing.
- For transportation purposes, small sections of split columns are left partially intact.
- Store columns in dry, well-ventilated area.
- For exterior applications: Paint inside of column shaft with a nonfibrous asphaltum type roof coating. Application must reach minimum 48" up the inside bottom of the column shaft.
- Wood columns require ventilation at the top and bottom.
- Failure to adhere to installation instructions voids the warranty.

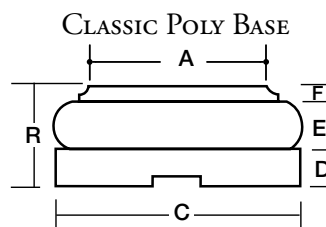
CAPITAL AND BASE OPTIONS

The same cap and base profiles offered in PermaCast® are also available for stock wood.

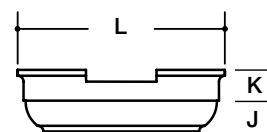


For columns 8" to 12" in diameter, bases including plinth are Polyurethane.

COLUMN SIZE	BOTTOM DIA. (NET)	ROUND BASE			
		A	DD	EE	R
6"*	CALL	CALL	CALL	CALL	CALL
8"	8 1/8"	10 1/4"	1 7/8"	3 1/4"	5 1/8"
10"	9 5/8"	13"	2 1/2"	4"	6 1/2"
12"	11 5/8"	16"	2 7/8"	4 5/8"	7 1/2"



CLASSIC POLY CAP



CLASSIC POLY CAP AND BASE DIMENSIONS

BASE	A	C	D	E	F	R	CAP	J	K	L
8"	7"	10 1/4"	1 7/8"	1 3/4"	5/8"	4 1/4"	8"	1 1/16"	1 5/16"	8 7/8"
10"	9"	12 7/8"	2 7/16"	2 1/8"	3/4"	5 5/16"	10"	1 1/4"	1 3/4"	10 5/8"
12"	11 5/8"	16"	2 7/8"	2 3/8"	7/8"	6 1/8"	12"	1 3/4"	2 1/16"	13 3/4"

CUSTOM SPLITTING OPTIONS



TRADITIONAL SQUARE ALUMINUM COLUMNS

- Pre-Finished • Load Bearing • Low Maintenance
- Available in Fluted, Recessed Panel, or Plain

WHITE SQUARE FLUTED COLUMN DIMENSIONS

Col. Size	# of Staves	A	B	C
4"	2"	4-1/4"	6-1/4"	1-7/8"
6"	2"	5-1/2"	8-1/4"	2-3/4"
8"	2"	7-1/2"	10-1/2"	2-3/4"
10"	4"	9-3/8"	12-1/4"	3"

CAP AND BASE DIMENSIONS

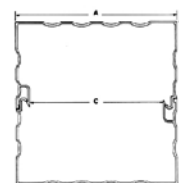

Col. Size	B	C	D	E
4"	6-1/4"	1-7/8"	15/16"	4-3/8"
6"	8-1/4"	2-3/4"	1-9/16"	5-9/16"
8"	10-1/2"	2-3/4"	1-1/2"	7-9/16"
10"	12-1/4"	3"	1-11/16"	9-7/16"

SQUARE COLUMN COMPRESSION LOAD TEST RESULTS

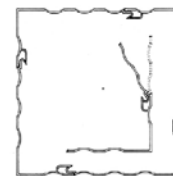
Column Diameter	# of Staves	Load in Pounds
4"	2	11,000
6"	2	12,000
8"	2	9,000
10"	4	17,000

AVAILABLE SIZES

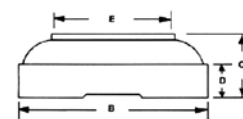
4" x 8"	8" x 8"
4" x 10"	8" x 9"
6" x 8"	8" x 10"
6" x 9"	10" x 8"
6" x 10"	10" x 9"
	10" x 10"



4", 6", and 8" columns have two staves each.



10" columns have four staves each.



Standard Cast Aluminum Cap and Base

HERITAGE, LEGEND, AND ELITE SQUARE ALUMINUM COLUMNS

WHITE RECESSED PANEL HERITAGE COLUMN


Nominal Size	STD. Lengths	A	B	C	Maximum Load
6"	8', 9', 10'	5-1/2"	8-1/2"	2-3/4"	24,000 lbs.
8"	8', 9', 10'	7-1/2"	10-1/2"	2-3/4"	23,000 lbs.

TEXTURED PLAIN ELITE COLUMN

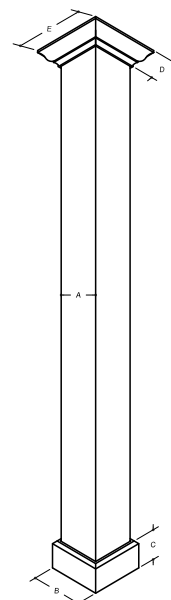
Nominal Size	STD. Lengths	A	B	C	D	E	Maximum Load
6"	8', 9', 10'	5-1/2"	7-1/4"	5"	3"	10-1/2"	17,000 lbs.
8"	8', 9', 10'	7-1/2"	9-1/4"	5"	3"	12-1/2"	14,000 lbs.

TEXTURED PLAIN LEGEND COLUMN

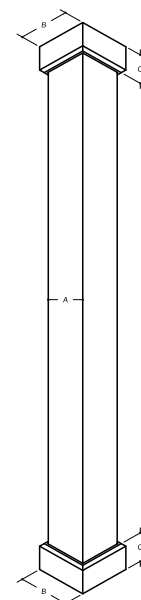
Nominal Size	STD. Lengths	A	B	C	Maximum Load
6"	8', 9', 10'	5-1/2"	7-1/4"	5"	17,000 lbs.
8"	8', 9', 10'	7-1/2"	9-1/4"	5"	14,000 lbs.



HERITAGE



ELITE

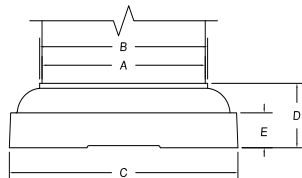
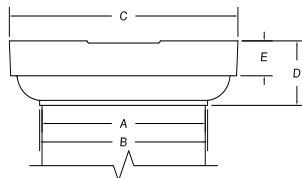


LEGEND



WHITE FLUTED ROUND ALUMINUM COLUMN

Round fluted aluminum columns are no-taper and have been designed to provide a lifetime of structural integrity. Columns are pre-finished and load bearing.



STD. CAP & BASE

STANDARD CAPS AND BASES (Dimensions in inches on columns and bases)

Col. Dia.	A	B	C	D	E
6"	5-3/4	6-1/16	7-1/2	2-1/8	1-1/16
8"	7-5/8	8	10	2-11/16	1-1/4
10"	9-9/19	10	12-1/2	3-3/8	1-5/8

DIMENSION DATA IN INCHES

Col. Dia.	# Staves in Whole Column	# Staves in 1/2 Column	Column O.D.	Column I.D.
6"	3	2	5-3/4	4-15/16
8"	3	2	7-5/8	6-13/16
10"	4	2	9-9/16	8-3/4

ROUND COLUMNS COMPRESSION LOAD TEST RESULTS

Column Diameter	# of Staves	Load in Pounds
6"	3	22,000
8"	3	22,000
10"	4	26,000

AVAILABLE SIZES

6" x 8"
6" x 9"
6" x 10"
8" x 8"
8" x 9"
8" x 10"
10" x 8"
10" x 9"
10" x 10"



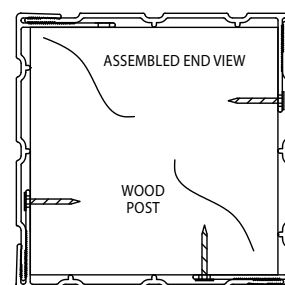
VINYL POST WRAP

- Designed to Dress up a Treated Square Wood Post
- Low Maintenance
- Insect and Weather Proof
- Installs in Minutes
- Perfect for Remodeling
- Limited Lifetime Warranty
- Pre-Finished White



SIZES: 4"x8.5', 4"x10',
6"x8.5', and 6"x10'

EASY INSTALLATION



The PermaPost® Collection

- Weather Proof
- Insect Proof
- Load Bearing
up to 5,000 lbs.

- Low Maintenance
- Pre-finished White
- Ready to Install
- 25 Year Warranty

Chamfered PermaPost® with Savannah
PermaPorch® Railing and Square Balusters

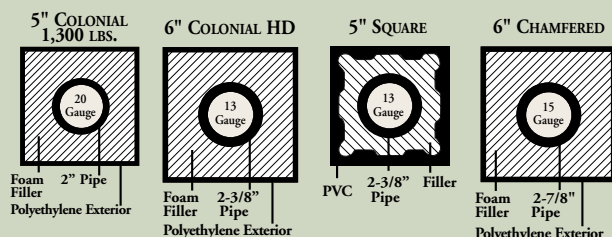
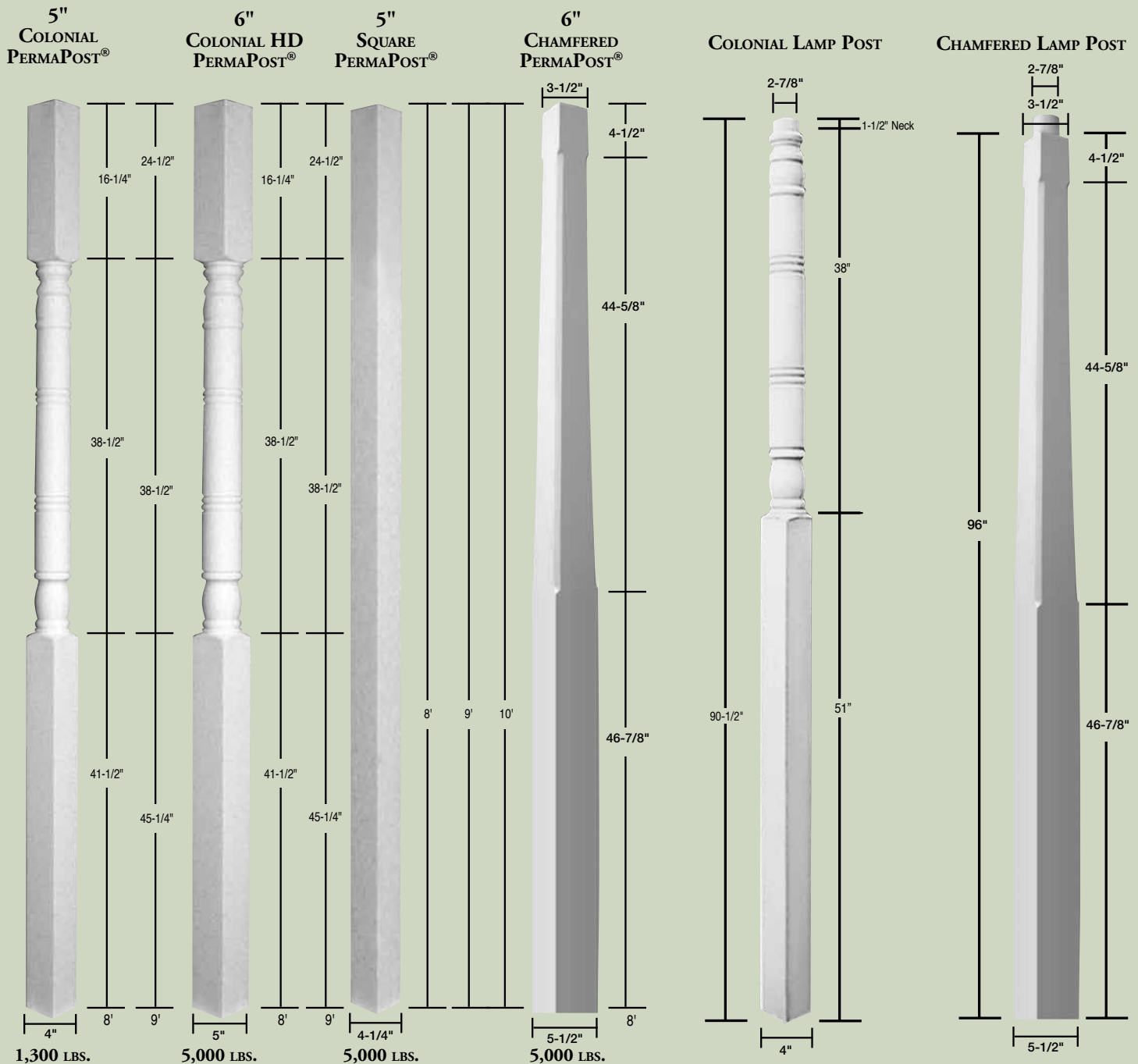


The Square PermaPost® is made from low maintenance PVC and is pre-finished white. HB&G's Colonial and Chamfered PermaPost® are made from a low maintenance polyethylene and are pre-finished

white. For a warm and inviting decorative look for your front porch, choose from either the 5" or 6" Colonial PermaPost®, the 5" Square PermaPost®, or the 6" Chamfered PermaPost®.

PermaPosts®

Perma Lamp Posts



The Perma Lamp Post is an attractive way to light a drive or garden area. The pipe in the center is designed to allow a wire to be easily installed. The 2^{7/8}" pipe fits most outdoor lamp fixtures.

Description

Dimensions are nominal and may vary slightly.

- 5" Colonial PermaPosts® and Perma Lamp Posts are net 4".
- 6" Colonial PermaPosts® are net 5".

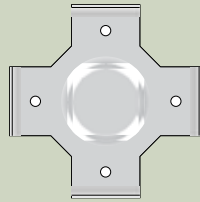
Chamfered PermaPosts® and Perma Lamp Posts are net 3-1/2" (top) and 5-1/2" (bottom)

- Square posts are net 4-1/4".
- Perma Lamp Posts can accommodate most outdoor lamp fixtures.

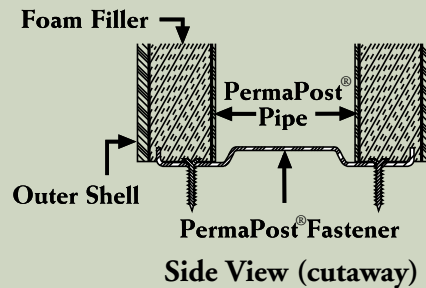
FASTENING SYSTEMS

COLONIAL PERMAPOST®

Two (2) PermaPost® Fasteners are shipped with each colonial post.

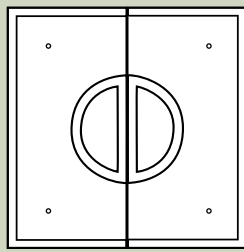


Top View of Fastener

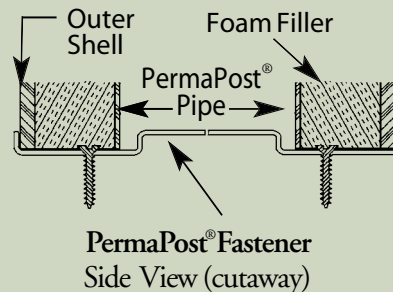


SQUARE PERMAPOST®

Two (2) PermaPost® Fasteners are shipped inside each post.



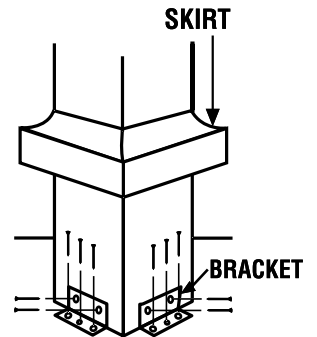
Top View of Fastener



PermaPost®

OPTIONAL PERMAPOST® FASTENING KITS

Each kit comes complete with skirt, brackets, and TapCon screws for wood or concrete substrates. Available for all PermaPost® styles.



WOOD PORCH POSTS

LOAD BEARING	
SIZE	LOAD
4"	3,000
5"	6,000
6"	7,500



NUMBER 100 TURNED POST

NUMBER 100 TURNED WOOD POST

Our No. 100 turned wood posts are available in 4", 5", and 6" nominal sizes.

(Cross sections are 3-1/4", 4-1/4", and 5-1/4" net size.)



ALUMINUM PLINTH FOR WOOD POST

Wood posts must be installed with aluminum plinths or quick mount bracket to comply with warranty.

Brackets

HB&G Polyurethane Brackets provide an inexpensive and low maintenance way to dress up your home. Choose from a wide variety of styles.

Brackets can be used with either PermaPosts® or wood posts. Enjoy a low-maintenance way to add style and decor to your front porch.



Adams
H-17¼"; W-2¾"; P-13¼"
70720



Bridgeport
H-15¼"; P-15¼"
70860



Chelsea Wood
H-13¾"; P-13"
70840



Chippendale
H-14¾"; P-14¾"
70770



Drury Lane
H-12⅞"; P-10¼"
70890



Floral Bracket
H-13¾"; P-10"
70500



Hessian
H-15⅞"; P-15⅞"
70820



Lady Lucille
H-13¾"; W-2½"; P-9¾"
70710



Lions Gate
H-15"; P-14"
70740



Portsmouth
H-13½"; P-13½"
70810



Princess Anne
H-14½"; W-4"; P-9¼"
70610



Princess of Wales
H-19"; P-15"
70520



Roanoke House
H-16"; P-9¼"
70735



Seaside Bracket
H-11⅓"; P-11⅓"
70750



Smithson
H-15⅞"; P-15⅞"
70850



Victoria
H-15"; W-4"; P-9½"
70510



Sun Rays
H-12¼"; P-12¼"
70730



Townsend
H-9⅞"; W-3½"; P-6¾"
70800



Trillium
H-22⅞"; P-13¼"
70790



Saint Martin
H-14⅞"; P-12⅞"
70550



Seaside Centerpiece
H-5⅞"; L-20½"
70760



Fleur de lis Centerpiece
H-7⅞"; L-24"
70725



Waverly Centerpiece
H-6"; L-20"
70880



Belle Grande Centerpiece
H-5⅞"; L-24¼"
70780



Victoria Centerpiece
H-5⅞"; W-2"; L-20"
70870

The PermaPorch® Railing Collection

- Low Maintenance
- Pre-finished or can be painted
- Easy Installation
- As Versatile as Treated Lumber
- Available in Pre-Built Sections
- Deck Options Available
- 10/25 Year Warranty
- Complete Kits Available
- Ready to Install




12" Round PermaCast® Column with
Savannah PermaPorch® Railing

The PermaPorch® Railing system is a beautiful way to tie your whole porch look together. It is made up of several different components, allowing you the ability to create the designs


that match your way of life. Easy to install, this worry free railing system will be a beautiful, low maintenance addition to your porch or deck for generations to come.

Porch Railing



All rail sections suitable with columns (as shown) or PermaPost®
 * Top Rail Section must be installed on site.

Deck Railing

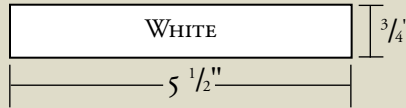
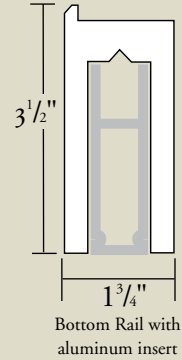
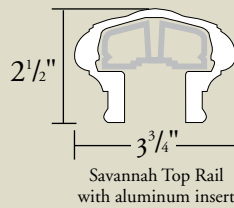
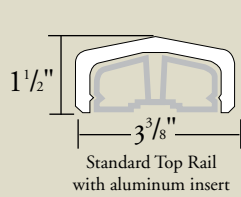


Pre-Built PermaPorch® Railing

Pre-Built PermaPorch® Railing is available in a variety of styles to match your porch and deck design. The top and bottom rails are made of pre-finished weather resistant cellular PVC with aluminum inserts.



The top rail, bottom rail, and balusters are available in pre-finished white. They are made from weather resistant cellular PVC. The balusters are also available in round aluminum.



1 1/2" Turned
32" & 36"



1 1/4" Square
29 1/4", 32",
36" & 10'



1 1/2" Square
32", 36"
& 10'

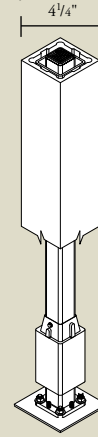
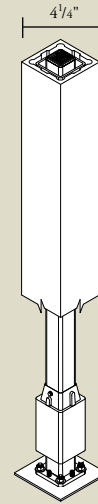


1 1/2" Square
38", 44"
with 45°
end




3/4" White
Aluminum
Baluster
28", 34"

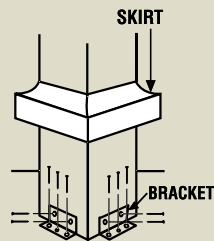
Standard and Coastal* Square Newel
Post Mount System



Chesterfield Newel



*Coastal Newel Post is designed to be used in harsh and coastal conditions.

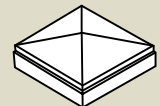


CHESTERFIELD FASTENING KIT

Each kit comes complete with skirt, brackets, and TapCon screws for wood or concrete substrates.



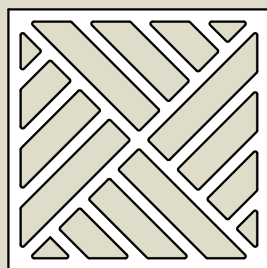
Poly Ball Top
Height 6"
Width at Base 4 7/8"




Poly Pyramid Top
Height 1 1/4"
Width at Base 4 7/8"

CUSTOM RAIL PANELS

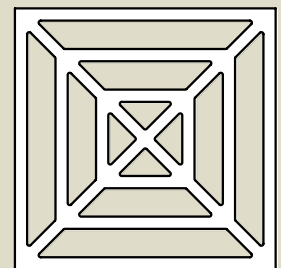
Custom rail panels are available. Use our custom rail patterns to create a beautiful, one of a kind look that will set any home apart. HB&G's rail panels are designed to work with the PermaPorch® Railing top and bottom rails. They are made of cellular PVC and can be manufactured using your design or you can choose from one of the styles below. Contact a customer service representative now to order your custom rail panel.



Chippendale



Circle Center



Spiderweb

Savannah PermaPorch® Railing
and 5" Square PermaPost®

Three Ways to Order the PermaPorch® Railing...

1. PRE-BUILT SECTIONS

- Shipped factory assembled
- Easy to install
- Everything needed to install is included
- How to order
 - Choose length – 4', 6', or 8' sections
 - Choose desired style from page 33 and 34
 - Note rail height (36" or 42")
- Onsite trimming ensures exact fit

2. DO-IT-YOURSELF KIT

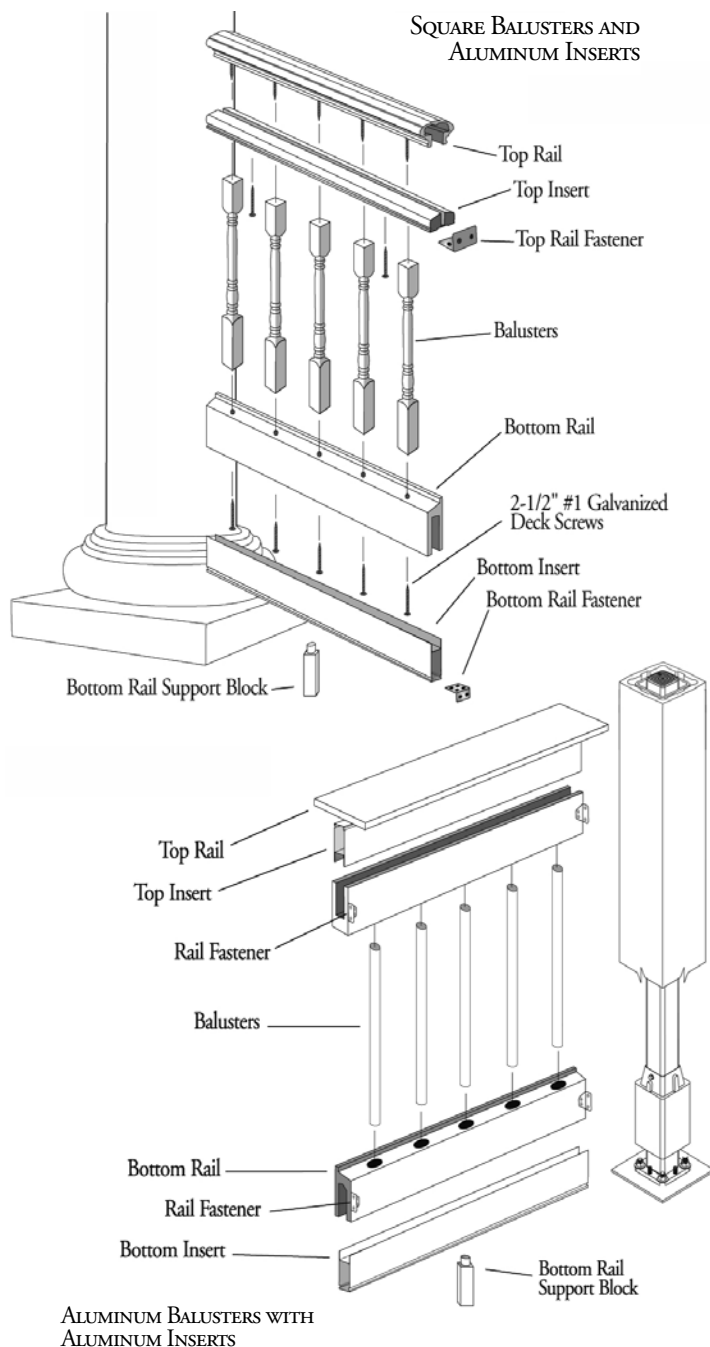
- Rail Section shipped in one box
- Balusters are included in box*
- Everything needed to assemble and install is included
- How to order:
 - Choose length – 6' or 8'
 - Choose style – Savannah or Standard
- Kit includes:
 - Savannah or Standard top rail
 - Bottom rail
 - Aluminum inserts
 - 1½" x 29¼" square balusters
 - 8' = 18 balusters
 - 6' = 14 balusters
 - Assembly and installation hardware
 - Support block
- Available in 36" rail height only

*Screws for balusters are not included

3. INDIVIDUAL COMPONENTS

- Build your own design
- Mix and match components
- For a complete rail system you will need the following:
 - Top rail – Standard or Savannah
 - Top insert – aluminum 8', 10', 12'
 - Balusters – 29¼", 32", 36", and 10' (Balusters may need to be trimmed for desired rail height.)
 - Bottom rail
 - Bottom insert – aluminum 8', 10', 12'
 - Support block
 - Fastening kit


TYPICAL ASSEMBLIES



CURVED PERMAPORCH® RAILING

HB&G has a wide range of PermaPorch® Railing styles and designs. With the curved PermaPorch® Railing, HB&G's line of rail products can meet the needs of any application. The curved PermaPorch® Railing, is available with either the Standard or Savannah top rail with wood inserts. Radius from 60" to 240" are available in 8 foot sections. Balusters sold separately. For lead time and ordering info, call 1-800-264-4HBG (4424).

HB&G recommends checking all building codes before the design and installation of your PermaPorch® railing.



Savannah

Standard

BUILDER SELECT RAILING

- Limited Lifetime Warranty
- Stylish and Strong PVC Rail System
- Six Easy Installation Steps vs. 10-20 With Others
- Vibrant White UV Protected Rail System Engineered to Avoid Yellowing
- Tan Color Available (Special Order Only)
- Will Never Need Painting
- Ideal for Residential and Commercial Applications
- Meets and Exceeds all International Building Codes (IBC) and International Residential Building Codes (IRC)
- Approval for 2nd Floor and Higher Applications
- Column Installation Brackets Available
- Will Never Chip, Rust, or Splinter
- Stress Tested/Impact Resistant



Builder Select Railing combines commercial grade strength with beauty and elegance, creating a railing system that is practically maintenance free. The Builder Select Railing system has a Limited Lifetime warranty and is manufactured from stylish and strong impact resistant PVC.

Builder Select Railing has been engineered to accommodate normal temperature swings and changing climate conditions. It is manufactured from high quality rigid PVC with impact modifiers and high levels of Titanium Dioxide which resist ultraviolet degradation. As with most plastics, vinyl will become less flexible in colder weather conditions; however, unless

subjected to unusual impact, it will not break. Builder Select Railing is categorized as self-extinguishing, meaning it has a high flash point (716 degrees F) so it does not readily ignite and does not sustain combustion once the source of ignition is removed.

Meeting or exceeding all International Building Codes and all International Residential Codes allows Builder Select Railing to be used in commercial and residential construction. Installs in 6 easy steps saving time and money. Compared to the cracking, chipping, splintering, and constant painting of wood or the denting and rusting of aluminum and steel, nothing holds up better than Builder Select Railing.

COMMERCIAL



Ball Cap



New England Skirt



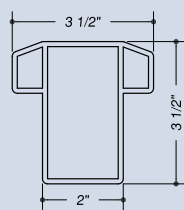
Gothic Cap



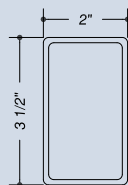
New England Cap

Full length Aluminum Insert
Gives great strength and support to tie the rail system to the structure.

Hardware
Complete with epoxy for concrete mount or fasteners for wood mount.



Top Rail




Bottom Rail



4"x40" and 4"x45"
Commercial
Code Approved
Newel Post




1 1/2" Turned
32" and 38"




1 1/2" Square
32" and 38"

RESIDENTIAL



Newel Post Bracket Set



Column Bracket Set

CODE APPROVED NEWEL POSTS

The HB&G Builder Select Railing system offers two newel posts. The first, seen above, is a commercial grade newel post that meets all commercial and residential building codes. The second is a residential grade newel post that meets all residential building codes. Both newel posts are designed to integrate with the Builder Select Railing system giving a beautiful look that is secure and backed by commercial and residential building code approvals.



RAILING KITS		
Rail Height	1-1/2" Square Baluster	1-1/2" Turned Baluster
36"	6',8',10' Kits	6',8',10' Kits
36" Slope*	6',8' Kits	6',8' Kits
42"	6',8',10' Kits	6',8',10' Kits
42" Slope*	6',8' Kits	6',8' Kits
*Will Accommodate a 30-35 Degree Slope		
ADA Grab Rail Sections Available		





- Low Maintenance
- Primed White
- Ready to Install and Paint

- Easy Installation
- 25 Year Warranty



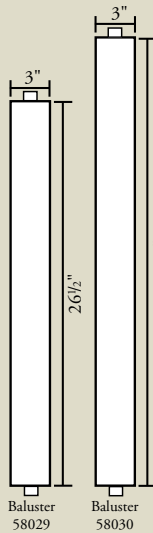
12" Round PermaCast® Columns with Tuscan Cap and Base and 7" Balustrade System

HB&G has created a unique and elegant balustrade system that can make your home stand out from the rest. These low-maintenance features are made by molding high-density urethane around structural elements in order to provide exceptional beauty,

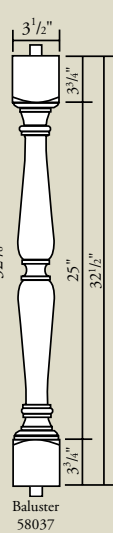
durability, and quality. Choose from three rail sizes and several baluster profiles. Curved balustrade systems are available in 10' sections. For more information about this exceptional addition to your porch, call 800-264-4HBG (4424).

6" Balustrade System

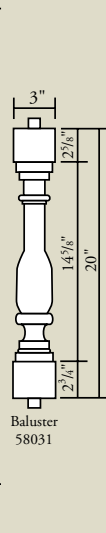
SQUARE



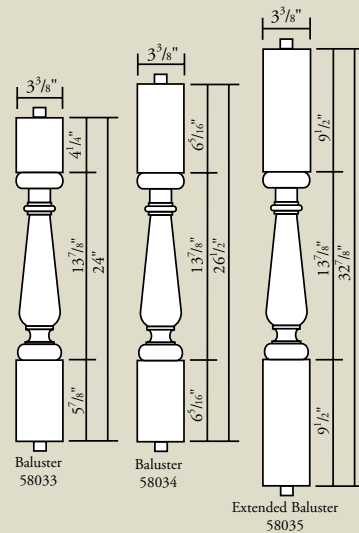
SAFFRON




SHANNON



SHELBY



SHERWOOD



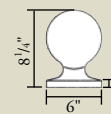
Poly moulding provided loose to be installed on job site. See page 10 for panel moulding styles.



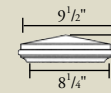
Plain Newel #57088



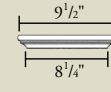
Five Sided Angle Newel #57084




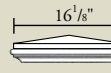
Ball Cap* #57087
*Must be used with Flat Cap



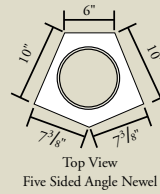
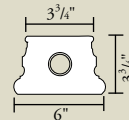
Pyramid Cap #57085



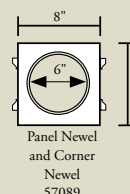
Flat Cap #57086



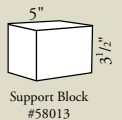
Five Sided Pyramid Cap #57083



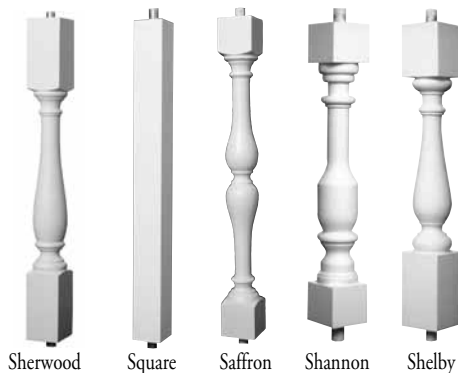

Top View
Five Sided Angle Newel



Panel Newel and Corner Newel #57089



Support Block #58013



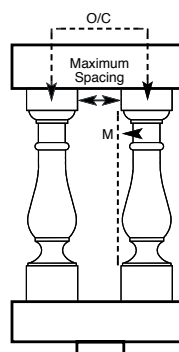
Sherwood

Square

Saffron

Shannon

Shelby

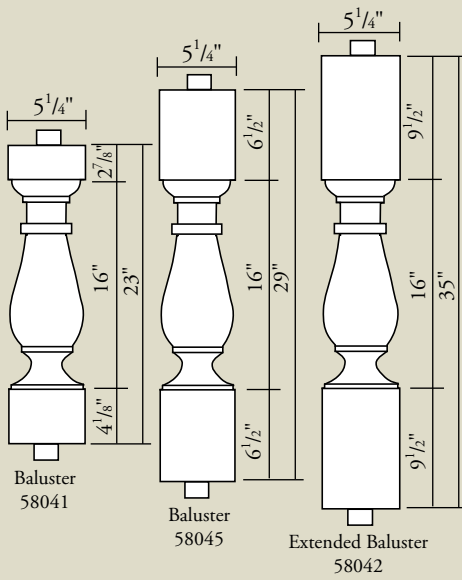


6"

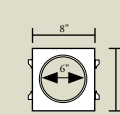
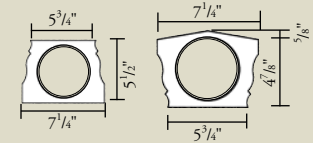
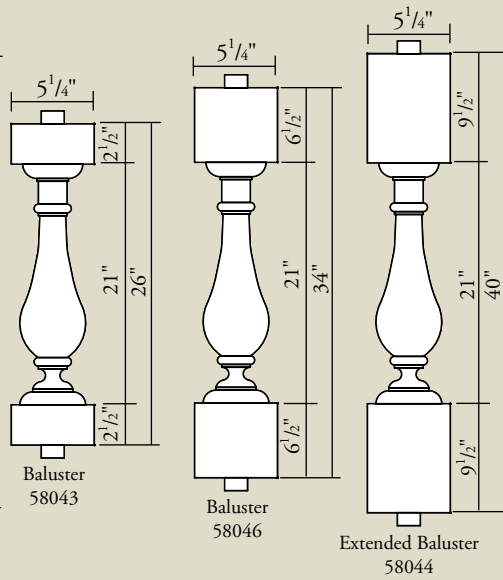
	M	Maximum Spacing	O/C
58031	7/8"	2 1/4"	5 1/4"
58032	7/8"	2 1/4"	5 1/4"
58036	7/8"	2 1/4"	5 1/4"
58033	1"	2"	5 1/2"
58034	1"	2"	5 1/2"
58035	1"	2"	5 1/2"
58037	1"	2"	5 1/2"
58038	1"	2"	5 1/2"
58029	0"	4"	7"
58030	0"	4"	7"
58061	1 1/16"	1 3/4"	5 1/4"
58062	1 1/16"	1 3/4"	5 1/4"
58063	1 1/16"	1 3/4"	5 1/4"

7" Balustrade System

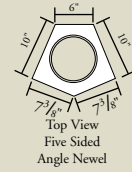
CALVERT



CARRINGTON

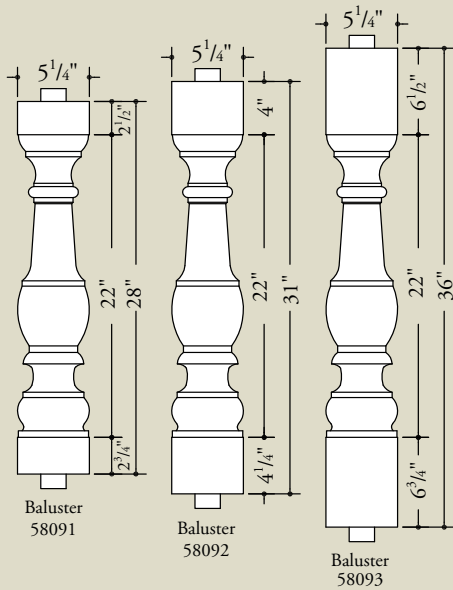


Panel Newel
and Corner
Newel
57089



Poly
moulding
provided
loose
to be
installed
on job site.
See page
10 for
panel
moulding
styles.

CLEMENT



Plain Newel
#57088



Five Sided
Angle Newel
#57084




Ball Cap*
#57087
*Must be used
with Flat Cap



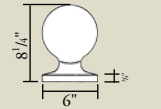
Flat Cap
#57086




Pyramid Cap
#57085



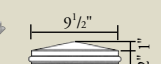
Five Sided
Pyramid Cap
#57083



Ball Cap*
#57087




Flat Cap
#57086



Pyramid Cap
#57085



Five Sided
Pyramid Cap
#57083



Top
Rail



Bottom
Rail



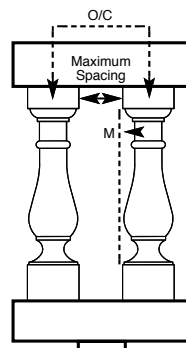
Clement



Carrington



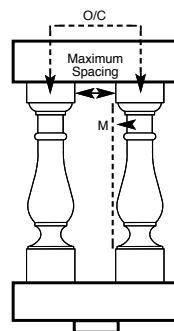
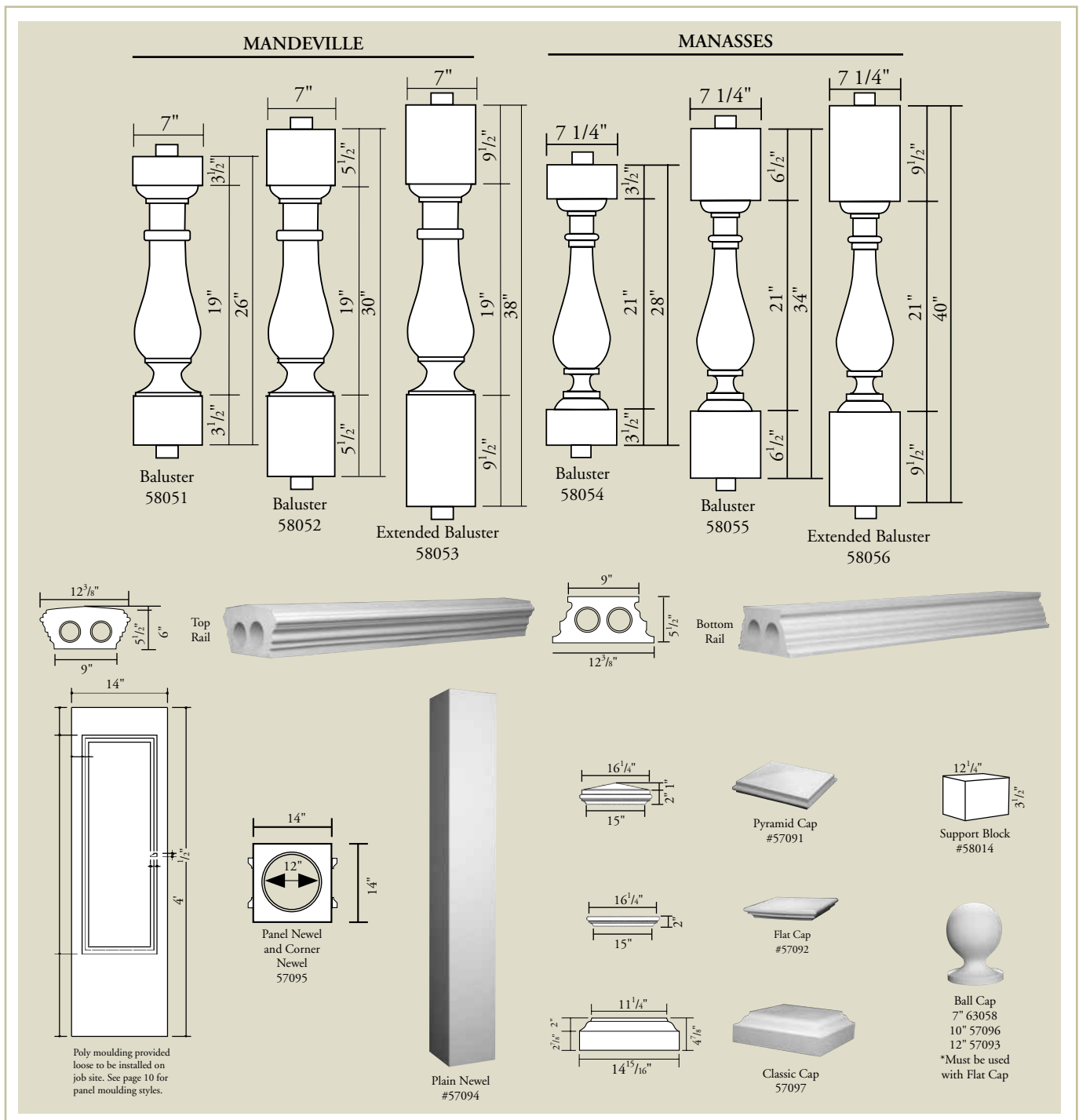
Calvert



7"

	M	Maximum Spacing	O/C
58041	1-3/8"	1-1/4"	6-1/2"
58042	1-3/8"	1-1/4"	6-1/2"
58045	1-3/8"	1-1/4"	6-1/2"
58043	1-3/8"	1-1/4"	6-1/2"
58044	1-3/8"	1-1/4"	6-1/2"
58046	1-3/8"	1-1/4"	6-1/2"
58091	1-5/16"	1-3/8"	6-5/8"
58092	1-5/16"	1-3/8"	6-5/8"
58093	1-5/16"	1-3/8"	6-5/8"

12" Balustrade System



	12"		
	M	Maximum Spacing	O/C
58051	1-3/4"	1/2"	7-1/2"
58052	1-3/4"	1/2"	7-1/2"
58053	1-3/4"	1/2"	7-1/2"
58054	2-3/4"	0"	7-1/2"
58055	2-3/4"	0"	7-1/2"
58056	1-3/4"	0"	7-1/2"

Curved Balustrade System

- 6", 7", and 12" Rail Styles
- Low Maintenance
- Primed White
- Ready to install and paint
- Easy Installation
- 25 Year Warranty
- Available in 60"-108" radius
- Modified Radius Available in 6" and 7" systems only

HB&G Curved Balustrade System will add an elegant finishing touch to any house. Each top and bottom rail style is available in radius from 60" to 108" in 10' lengths. (See pages 40-42 for rail styles)



Must purchase balusters and newels separately.

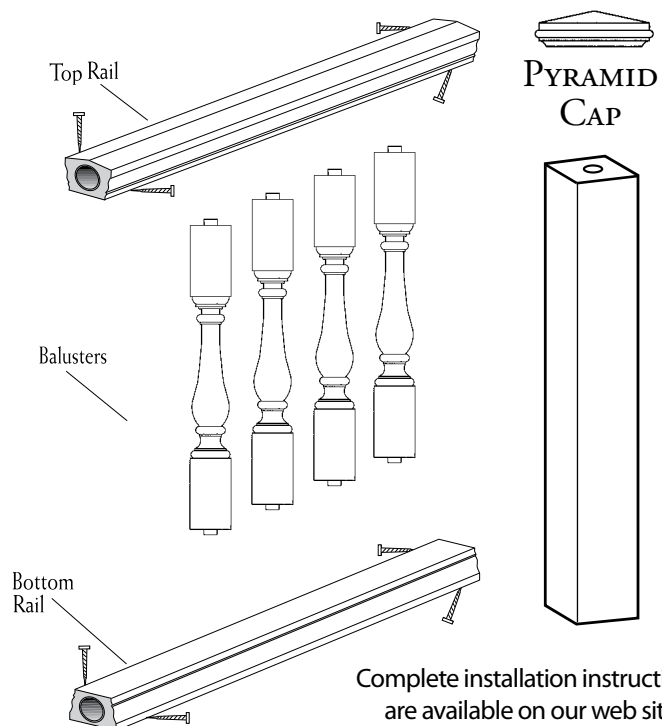
Building Codes

HB&G recommends checking all local, state, and national building codes before the design and installation of your balustrade system.

HB&G is not responsible or liable for any balustrade system that does not meet the requirements of the governing building code in the location where the system is installed.

The space between the bottom rail and the substrate should not be more than 2".

TYPICAL ASSEMBLY



Complete installation instructions are available on our web site or contact us via telephone or email.


NOTE: Rails are not pre-drilled.

PermaPorch® Ceiling

- Pre-finished white
- Hidden Fastening (Blind Nail)
- Can be Installed on 24" Centers
- Can be easily painted

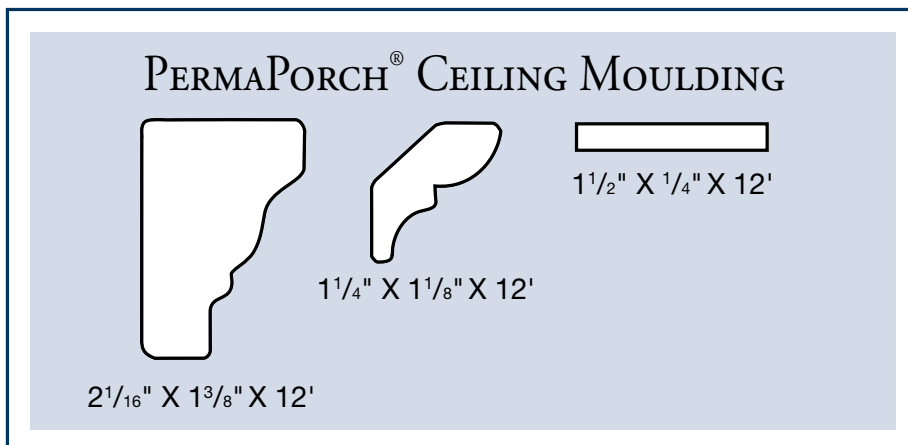
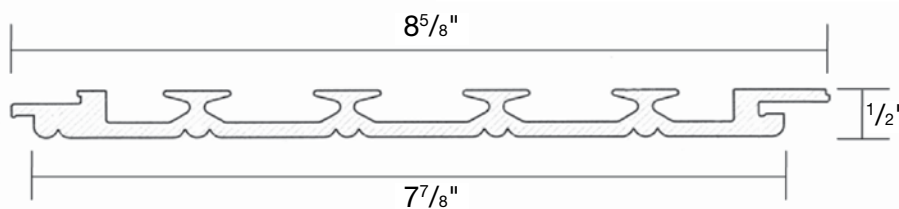
- 1 pc. ($7\frac{7}{8}" \times 12'$) = 7.9 sq. ft. of Coverage
- 1 pc. ($7\frac{7}{8}" \times 16'$) = 10.5 sq. ft. of coverage

Pre-finished to match the PermaPorch® Railing, the PermaPorch® Ceiling is another low maintenance product in the HB&G PermaPorch® package. It can be used as a beaded ceiling or as an accent to any room as a dramatic wainscoting. With the PermaPorch® Ceiling, you and your family will enjoy a seamless and stylish porch ceiling for years to come. Once it's installed, it offers lasting beauty so you can sit back, relax, and enjoy the good life.



Pre-Finished

The PermaPorch® Ceiling comes pre-finished white and ready to install in 12 ft. and 16 ft. lengths. It can also be painted to match the look and feel of your home. Then, to finish it off, choose from available ceiling mouldings.



PVC PERGOLAS

Pergolas, arbors, and trellises add distinction to any outdoor environment. Made with high quality cellular PVC and PermaCast® columns, HB&G offers high quality pergolas, arbors, and trellises. Standard and premium pergolas are available in two sizes (8' and 10') with 4-10"x8' round PermaCast® columns and a complete installation kit.



- 25 Year Warranty
- High Quality Cellular PVC and Hollow PVC
- Includes Complete Installation Kit
- Standard Pergola – Rafters 24" on Center
- Premium Pergola – Rafters 12" on Center
- Two Stock Styles – 8' and 10' – Standard and Premium
- Special Order Pergolas in Custom Sizes Also Available
- Includes 4 – 10" Round PermaCast® Columns with cap and base sets

CUSTOM PERGOLAS, ARBORS, AND TRELLISES

HB&G also offers custom Pergolas, Arbors, and Trellises manufactured by our synthetic millwork craftsmen. If you need a custom height, custom length, or a custom design, HB&G is ready to help you create an outdoor feature that fits your home and lifestyle.



Custom Arbor



Custom Trellis



Custom Pergola

FIBERGLASS PERGOLAS

EASY TO INSTALL...EASY TO MAINTAIN...
EASY TO OWN. We make pergolas easy!



STABILITY

Fiberglass beams can span longer distances than wood or vinyl. Unlike wood, their high strength-to-weight ratio keeps them from sagging under their own weight. Unlike vinyl, they are unaffected by variations in temperature and will not sag in hot climates.

HIGH STRENGTH-TO-WEIGHT RATIO

Pound for pound, our light weight fiberglass-reinforced components are stronger than steel. This allows for quick and easy installation without the need for cranes or large crews.

CORROSION RESISTANCE

Fiberglass-reinforced composites are naturally corrosion resistant. They will not rust, corrode, or pit in external applications.

CONSISTENCY IN APPEARANCE AND PERFORMANCE

Compared to traditional materials, fiberglass components offer a uniform appearance that lasts for years. They do not twist, warp, or bow after installation and they maintain their full strength over the life of the product.

EASE OF INSTALLATION

Our pergolas are fabricated to specific dimensions, making installation easy and fast. Parts are clearly marked and all hardware is included so that your pergola can be completed in hours. Kits can also be field customized to meet specific needs. Optional wind-load/deck plates are available.

LOWER "LIFE CYCLE" COST THAN TRADITIONAL MATERIALS

Over the life of the pergola, the durability and weather resistance of fiberglass components make our products a great investment. They are virtually maintenance free and will provide many years of enjoyment.



STANDARD STOCK PERGOLAS

HB&G manufactures fiberglass pergola kits using pultrusion technology to produce the strongest yet lightest structures available with a Limited Lifetime Warranty. Our structural fiberglass components are strong, light weight, and provide a higher level of aesthetic quality than vinyl or wood pergolas.

Our stock pergola kits are manufactured white with Spartan Tails and square or no-taper round pultruded fiberglass columns without neck moulding. Optional wind-load/deck plates are available.



PERMALITE® NO-TAPER ROUND COLUMN PERGOLA KITS

Overhead Size	Column Center Size	Column Size
12' x 12'	8' X 8'	8" X 8'
14' x 14'	10' X 10'	10" X 8'
16' x 16'	12' X 12'	10" X 8'

Standard Round Wind-Load/Deck Plate - 8"

Standard Round Wind-Load/Deck Plate - 10"



PERMALITE® SQUARE COLUMN PERGOLA KITS

Overhead Size	Column Center Size	Column Size
12' x 12'	8' X 8'	8" X 8'
14' x 14'	10' X 10'	10" X 8'
16' x 16'	12' X 12'	10" X 8'

Standard Square Wind-Load/Deck Plate - 8"

Standard Square Wind-Load/Deck Plate - 10"

Medallions

Add character to any room with HB&G's ceiling medallions. With so many styles and sizes to choose from, you can be sure to find the products that have

the look and feel your room needs. These historically accurate accents are lightweight, durable, easy to install, and virtually maintenance free.



ASHTON
NO. 79170, D 17 1/2"



CABOT
NO. 79450, D 44 3/4"



QUEEN ANNE
NO. 79477, D 21"



CHERUB
NO. 79469, D 22 3/16"



CHARLOTTE
NO. 79478, D 24"



BELLE MEADE
NO. 79120, D 12 1/4"



MONTGOMERY
NO. 79090, D 9 3/4"



CORNWALL
NO. 79140, D 14 3/4"



NORWICH
NO. 79455, D 31 3/8"



STRASBOURG
NO. 79475, D 27"
(2 3/8" Recessed Depth)



FLORENTINE
NO. 79465, D 28 1/2"



VENETIAN
NO. 79300, D 31"
NO. 79310, D 21 1/4"



EGG AND DART
NO. 79487, D 30 3/8"
NO. 79486, D 24"
NO. 79485, D 18 1/2"



BRISTOL
NO. 79472, D 29 3/4"
NO. 79471, D 23 3/8"
NO. 79470, D 16 1/8"



ANSLEY
NO. 79483, D 29 1/2"
NO. 79482, D 23 3/8"
NO. 79481, D 16"



BILTMORE
NO. 79479, D 25 3/4"
NO. 79480, D 16 1/16"



MONTICELLO
NO. 79280, D 27 7/8"
NO. 79282, D 23 3/4"



LADY SARA
NO. 79461, D 23 3/8"
NO. 79460, D 18"

HB&G Building Products, Inc.'s Product Warranties

HB&G Building Products Inc. ("HB&G") extends the following Limited Warranty (the "Warranty") to "original purchasers" of its materials and components (the "Product"). An "Original Purchaser" is a retailer, distributor, builder, or supplier that purchases the Product, or the first individual homeowner who purchases the Product from a retailer, distributor, builder, or supplier, whether or not the Product has been installed. This Warranty is not transferrable to subsequent homeowners. HB&G warrants that the Product, when properly installed, shall be free of manufacturing defects in workmanship and materials under conditions of normal use

and service. If the Product fails to perform as warranted, during the associated time periods listed below for each particular Product, as a result of defective material or workmanship and meets the criteria laid forth in this Warranty, HB&G will provide replacement parts of those materials that it deems defective after its review. Installation and labor costs are NOT covered under this Warranty. Non-factory-applied finishes are NOT covered under this Warranty. Original Purchasers must look to the warranty or warranties, if any, of the paint manufacturer associated with the paint applied to the Product for recourse as to defects or any other issue concerning applied finishes.

LIMITED WARRANTY TIME PERIODS:

- PermaCast®, PermaLite®, DuraCast™, DuraLite® – Limited Lifetime
- Builders Select Railing, DuraLast Railing – Limited Lifetime
- Aluminum Columns – Limited Lifetime
Component – 1 Year Color Fade
- Vinyl Post Wrap – Limited Lifetime
- PermaWrap® -25 Year
- cPVC Pergola – 25 Year
- Fiberglass Pergola – Limited Lifetime
- PermaPost® -25 Year
- PermaSnap™ -25 Year
- PermaPorch® Railing – 25 Year Component – 10 Year Color Fade
- PermaPorch® Ceiling – 25 Year Component – 10 Year Color Fade
- Balustrade – 25 Year
- Brackets & Medallions – 10 Year
- Wood Columns – 1 Year
- Wood Turned Post – 1 Year

GENERAL CONDITIONS & EXCLUSIONS:

This Warranty is not transferrable and it is subject to the following general conditions & exclusions:

What is not covered:

There are certain conditions or applications over which HB&G Building Products Inc. has no control. This Warranty does not cover defects or problems as a result of such conditions or applications, including but not limited to the following:

- Damage caused by improper installation, use, applications, or maintenance.
- Damage caused by environmental conditions or use that exceeds design standards.
- Damage caused by accidents, Acts of God, abuse, vandalism, animal activity, or any other external force.
- Damage resulting from mishandling in transit.
- Damages resulting from the failure to apply a finish to any purchased, unfinished Product.
- Damages caused by lack of routine maintenance, including but not limited to painting the product as needed.

Continued on page 50

HB&G Building Products, Inc.'s Product Warranties

GENERAL CONDITIONS & EXCLUSIONS:

What is not covered:

- Modifications to the column, such as splitting the column, by anyone, including but not limited to a retailer, distributor, builder, or supplier.
- Normal weathering, chalking, fading, mildew buildup, or the effects of atmospheric pollutants.
- Non-Factory Applied finishes, applied sealants, or caulking.
- Installation or labor costs.
- Improper installation, including but not limited to Installation in violation of building codes.
- Any product not manufactured by HB&G.
- Damage or distortion to the Product caused by twisting, bowing, or other movement of the structure to which the Product is attached.
- Color matching of the Product material and any other HB&G Material.

HB&G makes no other express warranties, oral or written. By purchasing or using the Product, you agree that you are not relying on any oral statements made by anyone that are in any way contrary to this Warranty. HB&G Building Products Inc.'s liability shall be limited in all instances to the remedy provided above; that is, the remedy stated above is your sole and exclusive remedy. HB&G shall not be responsible for incidental or consequential damages relating to your purchase or use of the Product.


STATUTE OF LIMITATIONS:

No action arising out of any claimed breach of this agreement by seller may be brought by buyer more than Ninety (90) Days after the cause of action has arisen.

RIGHTS MAY VARY BY STATE:

This warranty gives you specific legal rights and you may have other rights, which vary from state to state. Some states do not allow the exclusions or limitations of incidental or consequential damages, so the above limitations or exclusions may not apply to you.

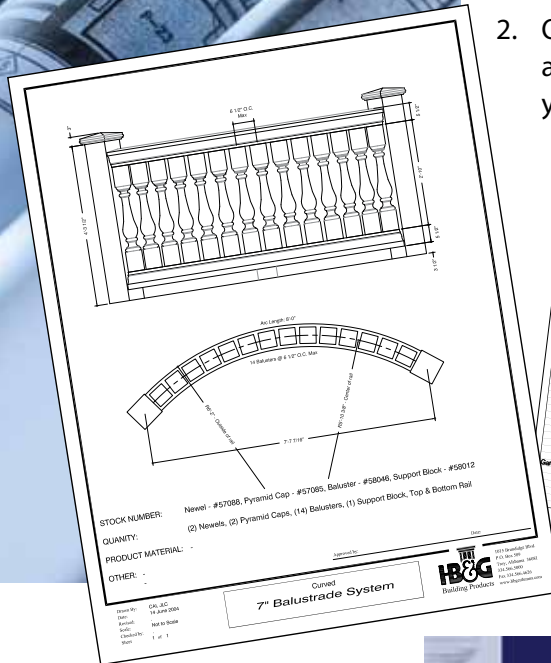
This warranty is only applicable in the United States & Canada.



Drop Off For Take Off!

HB&G's program to help you with your take offs!

1. Send your plans using one of these two methods:
 - Email your plans to hbgtakeoffs@hbgcompanies.com
 - Mail your plans to
1015 Brundige Blvd.
Troy, AL 36081
Attn: Architectural Dept.
2. Once we have your plans, we will provide a detailed product list and drawings for your project.



HB&G Building Products		Unit Price		Qty	Per Use	Quantity	Life/Use	Life/Use	Life/Use
Post - (A1.5)	12" Round Post/Cast Columns	9	45164	1	4	280.00	\$1,120.00		
	12" Round Truss/Cut & Baste Sets	9	45081	1	4	280.00	\$1,120.00		
Wickens Walk - (A3.7)	Sprinkler, Red	8	23069	1	8	175.00	\$1,400.00		
	Water Inlets (Catal Inlets)	8	37169	1	8	175.00	\$1,400.00		
	Plastic/Cover Inlets	8	37069	1	8	175.00	\$1,400.00		
	Red Case	8	37069	1	8	175.00	\$1,400.00		
Post Elm - (A3.1)	14" Round Post/Cast Columns	12	45102	1	4	280.00	\$1,120.00		
	14" Round Truss/Cut & Baste Sets	12	45043	1	4	280.00	\$1,120.00		
New Elm - (A3.2)	14" Round Post/Cast Columns	9	45164	1	4	280.00	\$1,120.00		
	14" Round Truss/Cut & Baste Sets	9	45081	1	4	280.00	\$1,120.00		
	12" Round Post/Cast Columns	9	45164	1	4	280.00	\$1,120.00		
	12" Round Truss/Cut & Baste Sets	9	45081	1	4	280.00	\$1,120.00		
	Plastic Inlet	9	45164	1	4	280.00	\$1,120.00		
	Plastic Inlet	9	45164	1	4	280.00	\$1,120.00		
	12" Round Truss/Cut & Baste Sets	9	45081	1	4	280.00	\$1,120.00		
	Plastic Inlet	9	45164	1	4	280.00	\$1,120.00		
	Plastic Inlet	9	45164	1	4	280.00	\$1,120.00		
	12" Round Truss/Cut & Baste Sets	9	45081	1	4	280.00	\$1,120.00		
	Plastic Inlet	9	45164	1	4	280.00	\$1,120.00		
	Plastic Inlet	9	45164	1	4	280.00	\$1,120.00		
	12" Round Truss/Cut & Baste Sets	9	45081	1	4	280.00	\$1,120.00		
	Plastic Inlet	9	45164	1	4	280.00	\$1,120.00		
	Plastic Inlet	9	45164	1	4	280.00	\$1,120.00		
	12" Round Truss/Cut & Baste Sets	9	45081	1	4	280.00	\$1,120.00		
	Plastic Inlet	9	45164	1	4	280.00	\$1,120.00		
	Plastic Inlet	9	45164	1	4	280.00	\$1,120.00		
	12" Round Truss/Cut & Baste Sets	9	45081	1	4	280.00	\$1,120.00		
	Plastic Inlet	9	45164	1	4	280.00	\$1,120.00		
	Plastic Inlet	9	45164	1	4	280.00	\$1,120.00		
	12" Round Truss/Cut & Baste Sets	9	45081	1	4	280.00	\$1,120.00		
	Plastic Inlet	9	45164	1	4	280.00	\$1,120.00		
	Plastic Inlet	9	45164	1	4	280.00	\$1,120.00		
	12" Round Truss/Cut & Baste Sets	9	45081	1	4	280.00	\$1,120.00		
	Plastic Inlet	9	45164	1	4	280.00	\$1,120.00		
	Plastic Inlet	9	45164	1	4	280.00	\$1,120.00		
	12" Round Truss/Cut & Baste Sets	9	45081	1	4	280.00	\$1,120.00		
	Plastic Inlet	9	45164	1	4	280.00	\$1,120.00		
	Plastic Inlet	9	45164	1	4	280.00	\$1,120.00		
	12" Round Truss/Cut & Baste Sets	9	45081	1	4	280.00	\$1,120.00		
	Plastic Inlet	9	45164	1	4	280.00	\$1,120.00		
	Plastic Inlet	9	45164	1	4	280.00	\$1,120.00		
	12" Round Truss/Cut & Baste Sets	9	45081	1	4	280.00	\$1,120.00		
	Plastic Inlet	9	45164	1	4	280.00	\$1,120.00		
	Plastic Inlet	9	45164	1	4	280.00	\$1,120.00		
	12" Round Truss/Cut & Baste Sets	9	45081	1	4	280.00	\$1,120.00		
	Plastic Inlet	9	45164	1	4	280.00	\$1,120.00		
	Plastic Inlet	9	45164	1	4	280.00	\$1,120.00		
	12" Round Truss/Cut & Baste Sets	9	45081	1	4	280.00	\$1,120.00		
	Plastic Inlet	9	45164	1	4	280.00	\$1,120.00		
	Plastic Inlet	9	45164	1	4	280.00	\$1,120.00		
	12" Round Truss/Cut & Baste Sets	9	45081	1	4	280.00	\$1,120.00		
	Plastic Inlet	9	45164	1	4	280.00	\$1,120.00		
	Plastic Inlet	9	45164	1	4	280.00	\$1,120.00		
	12" Round Truss/Cut & Baste Sets	9	45081	1	4	280.00	\$1,120.00		
	Plastic Inlet	9	45164	1	4	280.00	\$1,120.00		
	Plastic Inlet	9	45164	1	4	280.00	\$1,120.00		
	12" Round Truss/Cut & Baste Sets	9	45081	1	4	280.00	\$1,120.00		
	Plastic Inlet	9	45164	1	4	280.00	\$1,120.00		
	Plastic Inlet	9	45164	1	4	280.00	\$1,120.00		
	12" Round Truss/Cut & Baste Sets	9	45081	1	4	280.00	\$1,120.00		
	Plastic Inlet	9	45164	1	4	280.00	\$1,120.00		
	Plastic Inlet	9	45164	1	4	280.00	\$1,120.00		
	12" Round Truss/Cut & Baste Sets	9	45081	1	4	280.00	\$1,120.00		
	Plastic Inlet	9	45164	1	4	280.00	\$1,120.00		
	Plastic Inlet	9	45164	1	4	280.00	\$1,120.00		
	12" Round Truss/Cut & Baste Sets	9	45081	1	4	280.00	\$1,120.00		
	Plastic Inlet	9	45164	1	4	280.00	\$1,120.00		
	Plastic Inlet	9	45164	1	4	280.00	\$1,120.00		
	12" Round Truss/Cut & Baste Sets	9	45081	1	4	280.00	\$1,120.00		
	Plastic Inlet	9	45164	1	4	280.00	\$1,120.00		
	Plastic Inlet	9	45164	1	4	280.00	\$1,120.00		
	12" Round Truss/Cut & Baste Sets	9	45081	1	4	280.00	\$1,120.00		
	Plastic Inlet	9	45164	1	4	280.00	\$1,120.00		
	Plastic Inlet	9	45164	1	4	280.00	\$1,120.00		
	12" Round Truss/Cut & Baste Sets	9	45081	1	4	280.00	\$1,120.00		
	Plastic Inlet	9	45164	1	4	280.00	\$1,120.00		
	Plastic Inlet	9	45164	1	4	280.00	\$1,120.00		
	12" Round Truss/Cut & Baste Sets	9	45081	1	4	280.00	\$1,120.00		
	Plastic Inlet	9	45164	1	4	280.00	\$1,120.00		
	Plastic Inlet	9	45164	1	4	280.00	\$1,120.00		
	12" Round Truss/Cut & Baste Sets	9	45081	1	4	280.00	\$1,120.00		
	Plastic Inlet	9	45164	1	4	280.00	\$1,120.00		
	Plastic Inlet	9	45164	1	4	280.00	\$1,120.00		
	12" Round Truss/Cut & Baste Sets	9	45081	1	4	280.00	\$1,120.00		
	Plastic Inlet	9	45164	1	4	280.00	\$1,120.00		
	Plastic Inlet	9	45164	1	4	280.00	\$1,120.00		
	12" Round Truss/Cut & Baste Sets	9	45081	1	4	280.00	\$1,120.00		
	Plastic Inlet	9	45164	1	4	280.00	\$1,120.00		
	Plastic Inlet	9	45164	1	4	280.00	\$1,120.00		
	12" Round Truss/Cut & Baste Sets	9	45081	1	4	280.00	\$1,120.00		
	Plastic Inlet	9	45164	1	4	280.00	\$1,120.00		
	Plastic Inlet	9	45164	1	4	280.00	\$1,120.00		
	12" Round Truss/Cut & Baste Sets	9	45081	1	4	280.00	\$1,120.00		
	Plastic Inlet	9	45164	1	4	280.00	\$1,120.00		
	Plastic Inlet	9	45164	1	4	280.00	\$1,120.00		
	12" Round Truss/Cut & Baste Sets	9	45081	1	4	280.00	\$1,120.00		
	Plastic Inlet	9	45164	1	4	280.00	\$1,120.00		
	Plastic Inlet	9	45164	1	4	280.00	\$1,120.00		
	12" Round Truss/Cut & Baste Sets	9	45081	1	4	280.00	\$1,120.00		
	Plastic Inlet	9	45164	1	4	280.00	\$1,120.00		
	Plastic Inlet	9	45164	1	4	280.00	\$1,120.00		
	12" Round Truss/Cut & Baste Sets	9	45081	1	4	280.00	\$1,120.00		
	Plastic Inlet	9	45164	1	4	280.00	\$1,120.00		
	Plastic Inlet	9	45164	1	4	280.00	\$1,120.00		
	12" Round Truss/Cut & Baste Sets	9	45081	1	4	280.00	\$1,120.00		
	Plastic Inlet	9	45164	1	4	280.00	\$1,120.00		
	Plastic Inlet	9	45164	1	4	280.00	\$1,120.00		
	12" Round Truss/Cut & Baste Sets	9	45081	1	4	280.00	\$1,120.00		
	Plastic Inlet	9	45164	1	4	280.00	\$1,120.00		
	Plastic Inlet	9	45164	1	4	280.00	\$1,120.00		
	12" Round Truss/Cut & Baste Sets	9	45081	1	4	280.00	\$1,120.00		
	Plastic Inlet	9	45164	1	4	280.00	\$1,120.00		
	Plastic Inlet	9	45164	1	4	280.00	\$1,120.00		
	12" Round Truss/Cut & Baste Sets	9	45081	1	4	280.00	\$1,120.00		
	Plastic Inlet	9	45164	1	4	280.00	\$1,120.00		
	Plastic Inlet	9	45164	1	4	280.00	\$1,120.00		
	12" Round Truss/Cut & Baste Sets	9	45081	1	4	280.00	\$1,120.00		
	Plastic Inlet	9	45164	1	4	280.00	\$1,120.00		
	Plastic Inlet	9	45164	1	4	280.00	\$1,120.00		
	12" Round Truss/Cut & Baste Sets	9	45081	1	4	280.00	\$1,120.00		
	Plastic Inlet	9	45164	1	4	280.00	\$1,120.00		
	Plastic Inlet	9	45164	1	4	280.00	\$1,120.00		
	12" Round Truss/Cut & Baste Sets	9	45081	1	4	280.00	\$1,120.00		
	Plastic Inlet	9	45164	1	4	280.00	\$1,120.00		
	Plastic Inlet	9	45164	1	4	280.00	\$1,120.00		
	12" Round Truss/Cut & Baste Sets	9	45081	1	4	280.00	\$1,120.00		
	Plastic Inlet	9	45164	1	4	280.00	\$1,120.00		
	Plastic Inlet	9	45164	1	4	280.00	\$1,120.00		
	12" Round Truss/Cut & Baste Sets	9	45081	1	4	280.00	\$1,120.00		
	Plastic Inlet	9	45164	1	4	280.00	\$1,120.00		
	Plastic Inlet	9	45164	1	4	280.00	\$1,120.00		

HB&G Continuing Education Course

HB&G offers an one hour continuing education course.

This course can be given as a "lunch and learn" or taken

online at www.hbgcolumns.com,

click on the architectural

corner link. For more

information contact

our architectural

department at

1-800-264-4HBG (4424).

This course is AIA and

AIBD certified.





HB&G products can be purchased from:



To find the location nearest you,
visit www.millwork1.com.



FSC
www.fsc.org

MIX

Paper from
responsible sources

FSC® C103525



1015 Brundidge Blvd.
Troy, AL 36081
www.hbgcolumns.com
1-800-264-4HBG (4424)