



Contemporary architecture celebrates pure design – the union of form and function.

A fondness of light, open spaces, clean lines and bold geometry characterize contemporary architecture. At JELD-WEN we understand the passion for modern design and we offer you door designs to fit your lifestyle yet are rooted in our long history of providing you with the World's finest Wood Doors.

Our Custom Wood Contemporary exterior and interior doors are an architecturally authentic choice for homes with modern architecture, while the visual warmth of these designs makes many of them appropriate for traditional homes, as well.




TABLE OF CONTENTS

Multiple Species and Finishes	4
Metallic Inlays	9
Floating Panels	13
Glass Creations	15
Intriguing Details	19
Unique Choices	20
Appropriate Exposure for Exterior Doors	22
Warranty	24







Beyond fine materials and exacting artistry, what ultimately sets our doors apart is their uniqueness

The door designs in this book are merely examples of what's possible. The ability to mix and match options, such as wood specie, finish colors, metal inlays, floating panels and glass types allows you to create a unique, one-of-a-kind door that is your own. Choose one of the pictured door designs, but select different wood species, add metal inlays or even glass – the choice is yours.



W20H

Genuine Mahogany Door,
Chappo / Wheat Finish





METALLIC INLAYS

METALLIC INLAYS



W02M

Alder Door, Dark Cherry Finish,
Stainless Steel Metallic Inlays

Our doors prove contemporary doesn't have to feel cold. Metal inlays are subtle and intriguing. In addition, designs with multiple wood species give homes a cohesive look by combining existing wood species from cabinets, furniture or wood work.







W30M
Genuine Mahogany/
African Mahogany Door,
Chappo/Gunstock Finish, Stainless
Steel Metallic Inlays



W01M
Alder Door, Ebony Finish,
Stainless Steel Metallic Inlays



W52M
Alder Door, Dark Cherry Finish,
Copper Metallic Inlays



W52M
Alder Door, Ebony Finish,
Stainless Steel Metallic Inlays



FLOATING PANELS



W24M
Walnut Door, Clear Finish,
Stainless Steel Metal Accents,
Frosted Glass



W21M
Cherry Door, Clear Finish,
Stainless Steel Metal Accent
Clear Glass

Door designs with glass inserts emphasize more than modern architecture's fondness for natural light and openness. They also provide character. For example, many of our designs with glass inserts include metal and wood accents for visual texture. Some of these elements appear to float on the glass, giving the doors a sense of lightness.





W03H

Walnut/Cherry Door,
Chappo/Clear Finish

Our contemporary craftsmanship is your canvas, and our selection of door designs, wood species, glass types and inlays is your palette. This is your chance to enhance your home's architecture or to give it a fresh look.

Inspiration awaits.







**W41H**

Walnut/Genuine Mahogany/
Maple Door, Chappo Finish,
Seedy Baroque Glass (also
available without glass as W42H)

**W04H**

African Mahogany Door,
Chappo/Gunstock Finish,
Gotta Glass

**W15H**

Genuine Mahogany Door,
Gunstock Finish, Reed Glass
(Also available in 7 lite, W17H
or 10 lites, W10H)

**802**

Cherry Door, Ebony Finish,
Gotta Glass


**W54H**

Alder Door, Wheat Finish,
Ripple Glass



INTRIGUING DETAILS

Like all Custom Wood doors, our Contemporary door designs can be enhanced with options for a customized look. A few of these options are shown here. To learn more, visit www.jeld-wen.com.



WOOD SPECIES

Our variety of wood species and rich finishes allows you to select a combination that reflects your personal tastes and complement your home's interior design.

METALLIC INLAYS

For a striking look, select a metallic inlay for our door designs. We offer sleek and modern stainless steel or copper for a warmer, more classic appearance.



GLASS


We offer a wide array of glass types, which will bring a customized look to our door designs. This selection includes energy efficient options for our exterior doors.

MULTIPLE FINISHES


Add a secondary finish to a door design with this option.

UNIQUE CHOICES

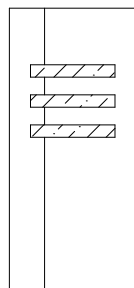
Choose one of these door designs and customize them with multiple wood species, metal inlays and decorative glass. For the complete wood specie, color and glass offering, please visit www.jeld-wen.com.



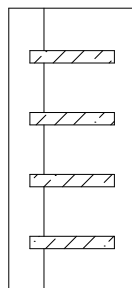
W01M



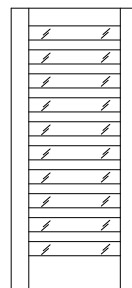
W02M



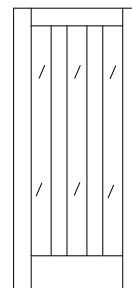
W03H



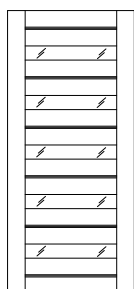
W04H



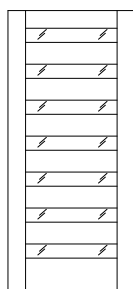
W10H



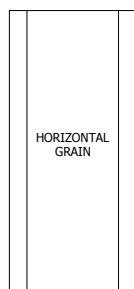
W13V



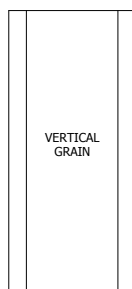
W15H



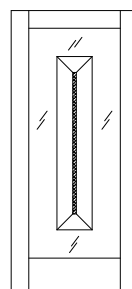
W17H



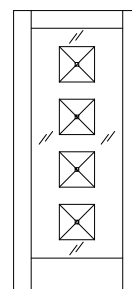
W20H



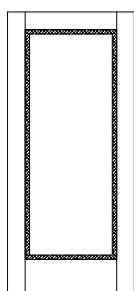
W20V



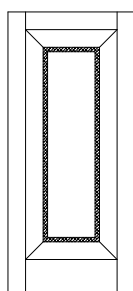
W21M



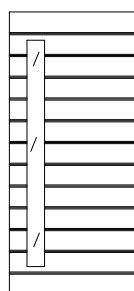
W24M



W30M




W31M



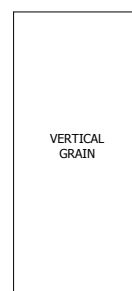
W41H




W42H



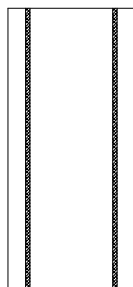
W43H



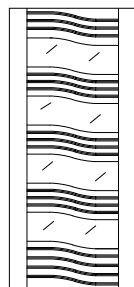
W50V



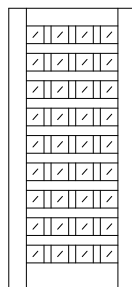
W51M



W52M



W54H



802

ROCKY MOUNTAIN[®]
H A R D W A R E

*The hardware pictured in this brochure
was skillfully crafted by Rocky Mountain
hardware company.*

APPROPRIATE EXPOSURE

The protection of your door is a major factor in its maintenance requirements and longevity. To adequately protect your door and extend its life, several factors must be considered. Door type, climate, exposure, color choice and the use of a storm door all have an effect on the durability of a door. Every door type weathers differently. Wood doors, for example, are more susceptible to the elements than steel or fiberglass. The following are some guidelines for designing the best combination of



door material, overhang protection, and other factors affecting the long-term performance of the door.

OVERHANG

An overhang as shown is required for wood doors, and recommended for steel and fiberglass doors. Overhangs protect the door’s finish, minimize the need for refinishing and help keep the weather out of the home. An example formula for determining the correct overhang (in many climates) is: D (Depth) = 1/2H (Height). For example, if the measurement from the base of the door to the bottom of the overhang is 10 feet, then the overhang should extend at least 5 feet. This formula can change based on the climate and the direction the door faces. The following section will explain how to modify the formula based on these factors.

CLIMATE & EXPOSURE

Also consider the variables specific to your region. The climate and the direction a door faces play a key role in determining a proper overhang. Typically, southern and western exposures are

harshesht. With southern exposures, the sun beats down on the door from sunrise to sunset. In western exposures, the door receives sunlight in the hottest part of the day.

Please consult the following chart and adjust the depth of the overhang as needed.

Climate	Direction the door faces			
	North	South	East	West
Desert	D = 1/2H	D = 2H	D = 1/2H	D = 2H
Ocean	D = 1/2H	D = H	D = 1/2H	D = H
Wet	D = H	D = H	D = H	D = H
Mild	D = 1/2H	D = H	D = 1/2H	D = H

Without adequate overhangs, doors with a southern, southwestern, southeastern or western exposure will require more frequent maintenance. Doors without appropriate protection may also experience performance problems such as rapid finish deterioration, color fading, wood splitting, warping, moulding shrinkage, wood joint separation, and water penetration between the mouldings, panels, and glass.

With proper overhangs, doors may face any direction (north, south, east or west). Doors installed in these types of applications still require finish maintenance. Wood doors, for instance, may need to be refinished every two to five years.

CUSTOM

Behold a collection
crafted to accentuate
your individuality.



CUSTOM WOOD
WINDOWS



CUSTOM WOOD
PATIO DOORS



CUSTOM WOOD
EXTERIOR DOORS



CUSTOM AURORA®
EXTERIOR DOORS



CUSTOM WOOD
INTERIOR DOORS

To complete our Custom product line, we also offer Custom windows and clad systems that are a perfect match to our Custom doors. For the full offering of JELD-WEN® Custom Windows and Doors visit us online at jeld-wen.com or see your local dealer.



ABOUT JELD-WEN



Since 1960, when JELD-WEN began with one Oregon millwork plant, we've been dedicated to crafting reliable windows and doors. Today you can see, touch and feel reliability in our beautiful windows and doors because of their durability, energy efficiency and worry-free performance.

We measure our success by the relationships we build with our customers, suppliers and communities where we live and work. We've partnered with organizations such as the Green Building Initiative, which accelerates green-building practices by promoting environmentally progressive approaches that are practical, affordable and accessible.

Another way we fulfill our commitment to the communities where we operate, is through the JELD-WEN Foundation, which was created in 1969 to support worthwhile endeavors in the communities where JELD-WEN operates.

JELD-WEN is an official partner of Major League Soccer and the Portland Timbers, as well as a founding member of the Portland Timbers Community Fund. Our soccer partnerships help us connect with grass roots efforts that build strong communities. Every time the Timbers score a goal, we sponsor a tree to be planted through Friends of Trees.



JELD-WEN® INTERIOR AND EXTERIOR DOOR SLAB AND SYSTEM LIMITED WARRANTY

OUR WARRANTY TO YOU...

JELD-WEN® Products¹ are designed to create lasting value for your home. This warranty is effective for JELD-WEN products manufactured on or after **May 1, 2012** for use in the United States and Canada. Any previous warranties will continue to apply to products manufactured by JELD-WEN prior to this date. For additional information, including care and maintenance information refer to www.jeld-wen.com or www.jeld-wen.ca.

What This Warranty COVERS

We warrant to the original owner² that if your JELD-WEN Product exhibits a defect in material or workmanship within the time periods from the date of purchase as specified below, we will, at our option, repair, replace or refund the purchase price of the Product or component part. Skilled labor³ (where deemed necessary by us) to repair or replace any component is provided for **one (1) year** from the date of purchase.

Owner-Occupied Single-Family Residence Limited Warranty

Door Slabs: Except as set forth below, we warrant our door slabs, including any glass inserts, miscellaneous hardware, and accessories provided and installed by us, as follows:

Door Slab	Coverage
Fiberglass Exterior Doors	As long as you own and occupy your residence
FiberLast® Engineered Composite Exterior Doors	As long as you own and occupy your residence
Steel Exterior Doors	Ten (10) years
Wood Exterior Doors	Five (5) years
Interior Doors	Five (5) years

Factory Prefinish: We warrant the factory-applied prefinish on our doors against peeling, checking, or cracking for periods listed below. Should the factory prefinish be proven defective, we will at our option, replace or refinish the door or pay up to credit per opening to the current owner. (Note: this coverage applies to factory-applied finish coat options only; standard factory-applied primer is not a finish coat.)

Product	Coverage	Refinish Credit
Aurora® Fiberglass Doors	5 years	\$350 per opening
Custom Exterior Wood Doors	1 year	\$250 per opening
Custom Interior Wood Doors	1 year	\$150 per opening
All other Doors	1 year	\$100 per opening

Door Frames: We warrant our door frames for **one (1) year** from the date of purchase.

AuraLast® Protection for Door Slabs and Frames: Our AuraLast pine wood door slabs will be free from wood decay and/or termite damage for **twenty (20) years** from the date of initial purchase. Our AuraLast pine door frame components will be free from wood decay and/or termite damage **for as long as the original consumer owns the home** in which the AuraLast wood frames are originally installed. Warranty coverage outside Canada, the contiguous 48 states and Alaska is contingent upon approval from the JELD-WEN Customer Care Department. Please contact us.

Severe Weather® Glass: We warrant each Severe Weather glass unit for **ten (10) years**.

Retractable Screens: We warrant retractable roll screens for **five (5) years**.

Spontaneous Glass Breakage: We warrant sealed glass units installed in exterior doors (excluding laminated glass, and special glazings) for spontaneous breakage for **one (1) year** (including free replacement glass and skilled labor³ necessary

to replace the glass for one (1) year. Spontaneous breakage occurs when the glass develops a crack without sign of impact.

Commercial Limited Warranty (Other than Owner-Occupied Single-Family Residence)

Fiberglass, FiberLast, Steel, Wood and Interior Door Slabs: We warrant our door slabs for **five (5) years** from the date of initial purchase.

All Other Products, Components, Prefinishes, and Options as Listed Above: Coverage is the same as for Owner-Occupied Single-Family Residences as listed above.

Transferability

This warranty is not transferable.

How to Get Assistance

If you have a problem with your JELD-WEN Door, immediately upon discovery, contact the distributor or dealer from whom you purchased our product or contact us directly:

In the United States:

Mail: JELD-WEN Customer Care
Attn: Door Warranty Claims
P.O. Box 1329, Klamath Falls, OR 97601
Phone: 800-JELD-WEN (800-535-3936)
Fax: 800-436-5954
Email: CustomerServiceAgents@jeld-wen.com
Web: www.jeld-wen.com/contact-us

In Eastern Canada:

Mail: JELD-WEN Service Department
90, rue Industrielle
Saint-Appollinaire, Quebec, Canada G0S 2E0
Phone: 800-463-1930
Fax: 888-998-1599

In Western Canada:

Mail: JELD-WEN Service Department
550 Munroe Avenue
Winnipeg, Manitoba, Canada R2K 4H3
Phone: 888-945-5627
204-668-8230
Fax: 204-663-1072
Email: wpgservice@jeld-wen.com

We can respond quickly and efficiently if you provide the following: a) date and location of purchase, or product identification from the tag on the top edge of the slab, b) how to contact you, c) the address where the product can be inspected, and d) a description of the apparent problem and the product (photographs are helpful).

What We Will Do

Upon receiving your notification, we will send out an acknowledgement within three business days to the contact, which you have provided. We will investigate your claim and will begin to take appropriate action within 30 days after receipt of notification. If your warranty claim is denied, we may charge an inspection fee for an onsite inspection that is required or requested by you.

If your claim is accepted, and we choose to repair or replace the product or a component of the product, the replacement product/component will be provided in the same specification as the original product. Replacement products, components and services are warranted for the balance of the original product or service warranty, or 90 days, whichever is longer.

If the claimed nonconformity is warp of a door slab, we may defer repairing or replacing the door slab for a period up to 12 months from the date of claim. It is not uncommon for a temporary warp condition to occur as the door slab adjusts to local humidity and temperature conditions. This deferral will not be counted against the warranty period.

Continued on next page

What This Warranty Does NOT Cover

JELD-WEN manufactures and sells both individual door slabs and complete door systems. This warranty does not cover parts or components (e.g., locksets, handles, etc.) not sold by JELD-WEN to the original owner. See your distributor or dealer regarding the warranty on the entire door system and/or these other components.

We are not liable for:

- Normal wear and tear, including normal wear and tear of weatherstrip; and natural weathering of surfaces or variations in the color or texture of wood or finish; surface cracks that are less than 1/32" in width and/or 2" in length; for knotty alder and juniper: surface checks that are less than 1/8" in width and/or 5" in length, and knot placement, quantity, or size.
- Problems due to misuse or abuse; failure to follow the care and maintenance instructions; or as a result of any cause beyond our reasonable control (e.g. fire, flood, earthquake, other acts of nature, and acts of third parties outside of our control).
- Problems related to: improper field finishing of all surfaces (front and back) and edges (top, bottom, and sides) of the door slab and frame (See our Finishing Instructions at www.jeld-wen.com/resources); variation or unsatisfactory results in sheen or texture resulting from the field application of paint or any other finishing material.
- Failure to provide an adequate overhang for exterior doors; damage caused by extreme temperature buildup where storm doors are present. For general guidelines, see our "Appropriate Protection for Exterior Doors" in our product literature or at www.jeld-wen.com/resources; for specific information pertaining to your structure, consult your contractor or other building professional.
- Warp for any 3'6" wide by 8' 0" high by 1 3/4", or smaller door slab, which does not exceed 1/4" in the plane of the door slab itself; door slabs wider and/or higher are not guaranteed for warp.
- Bow or misalignment in the frame or jamb in which the door slab is hung (if such is purchased from JELD-WEN unmachined and not prehung).
- Slight expansion or contraction due to varying environmental conditions; slab movement (shrinkage or swelling) of 1/4" or less due to temperature and humidity, consult our Care & Maintenance documents on how to work with this natural movement.
- Wood decay for wood components other than of AuraLast pine; and wood decay for any wood components (including pine) that come in direct contact with soil. Note: superficial mold/mildew does not indicate wood decay.
- Problems related to water and/or air infiltration due to improper assembly; installation errors or flaws in building design and construction; installation must be in strict conformance with the installation instructions provided by the manufacturer of the door entry system.
- Structural integrity issues or other problems caused by improper field fitting of the hardware, improper sizing of the door slab, or other assembly problems.
- Slight imperfections or wavy distortions in the glass that don't impair structural integrity. Note: wavy distortions in the glass (e.g. related to laminate interlayer or heat strengthening of glass) are not considered a defect. Slight color variations in glass are not considered a defect.
- Screen damage due to normal wear and tear, misuse, abuse, or insect or animal activity.
- Condensation or damage as a result of condensation (Note: unless due to insulating glass failure, most condensation problems are related to excessive humidity levels in a structure; contact a heating/air conditioning specialist for help).
- Damage or poor product performance resulting from installation into a condition that exceeds product design standards and/or certified performance specifications and/or does not comply with applicable building codes.
- Hardware, accessories or inserts that are not provided by us.

- Discoloration or rusting of decorative metal accent options, such as grilles, clavos, straps, etc.; discoloration of wood sills provided by us.
- Cost for labor, removal or disposal of defective product(s), installation or finishing of the replacement door or component.
- Incidental or consequential damage. Some states/provinces do not allow the exclusion or limitation of incidental or consequential damages, so this may not apply to you.

Important Legal Information --

Please read this carefully. It affects your rights.

This Limited Warranty document sets forth our maximum liability for our products. We shall not be liable for special, indirect, consequential, or incidental damages. Your sole and exclusive remedy with respect to any and all losses or damages resulting from any cause whatsoever shall be as specified above. We make no other warranty or guarantee, either express or implied, including implied warranties of merchantability and fitness for a particular purpose to the original purchaser or to any subsequent user of the Product, except as expressly contained herein. In the event state or provincial law precludes exclusion or limitation of implied warranties, the duration of any such warranties shall be no longer than, and the time and manner of presenting any claim thereon shall be the same as, that provided in the express warranty stated herein. This Limited Warranty document gives you specific legal rights, and you may have other rights that vary from state/province to state/province.

Any dispute, controversy or claim arising out of or relating to this warranty, any alleged breach thereof, or the use or sale of the products to which this warranty applies shall be resolved by mandatory and binding arbitration administered by the American Arbitration Association in accordance with its commercial arbitration rules. Original purchaser agrees that they may assert claims against JELD-WEN in their individual capacity only, and not as a plaintiff or class member in any purported class action proceeding. Rejection of these dispute resolution provisions must be sent to JELD-WEN at the address provided herein within thirty (30) days of original purchaser's receipt of the Products to which this warranty applies.

No distributor, dealer or representative of JELD-WEN has the authority to change, modify or expand this warranty. The original purchaser of this Product acknowledges that they have read this warranty, understand it and are bound by its terms and agrees to provide this warranty to the original owner of the structure into which the Product is installed.

¹ "JELD-WEN Products" shall refer to interior and exterior door slabs and systems manufactured in the United States and marketed under the JELD-WEN brand name for use in the United States and Canada. See our separate Export Warranty for applicable coverage on products used outside the United States and Canada.

² This warranty extends to the original owner (original owner means the contractor/dealer/distributor/purchaser and the initial owner of the structure where the product is initially installed) and is not transferable. The original purchaser of this product acknowledges that they have read this warranty, understand it and are bound by its terms and agrees to provide this warranty to the original owner of the structure into which the product is installed. Should state or provincial law preclude no transferability, then the warranty period is effective as applicable up to five (5) years from the date of initial purchase for door slabs and systems and one (1) year from the date of manufacture for the factory pre-finish.

³ "Skilled labor" refers to tasks where specialized technical knowledge, experience, methods or tools are required to properly identify, diagnose and/or correct product-related problems.

© 2010, JELD-WEN, inc. | JELD-WEN, Aurora, FiberLast and AuraLast are trademarks or registered trademarks of JELD-WEN, inc., Oregon, USA. All other marks are the property of their respective owners.

The JELD-WEN website is your ultimate resource for learning about our reliable windows and doors. It has all the product information and design advice you need. Visit us at **jeld-wen.com** today.



To find the location nearest you,
visit www.millwork1.com.



Official window and
door provider of
Major League Soccer



JELD-WEN is proud to support
a better way to build

©2012 JELD-WEN, inc.; This publication and its contents are owned by JELD-WEN, inc. and are protected under the U.S. Copyright Act and other intellectual property laws. All trademarks, service marks, logos and the like (whether registered or unregistered) are owned or controlled by JELD-WEN, inc. or others. Unauthorized use or duplication of JELD-WEN intellectual property is prohibited.

JELD-WEN reserves the right to change product specifications without notice. Please check our website, jeld-wen.com, for current information.

10-584 06/12 (CDS 1.5M)