



STONE & TIMBER CATALOG

SYNTHETIC SOLUTIONS FOR ALL YOUR MILLWORK & TRIM NEEDS

Pages 8-18

Window & Door Trim

Crossheads
Shutters
Board & Louvered Panels
Sill Mouldings
Stone Pot Shelves
Stone Blocks

Page 19-21

Mouldings

Crown Mouldings
Flat Trim
Brick Mould
Casing, Trim & Apron
Plinth Blocks

Pages 22-36

Decorative Millwork

Tile Vent
Brackets, Corbels & Dentil Blocks
Rafter Tails
Decorative Panel
Fixture Mounts
Trellis System
Beams
Stone Corels

Page 37

Louvers & Gable Vents

Decorative & Functional Louvers

Pages 38-39

Balustrade Systems

Stone Balustrade System

Page 40-43

**Porch Posts, Columns
& Post Wrap**

Woodgrain Column
Timber Post Wrap
Stone Half-Round Columns

INTRODUCTION

Enhance the architectural allure of your home with our stunning selection of Stone & Timber textured polyurethane products. Expanding the appeal of our Fypon collection, our elegant enhancements can now be applied to contemporary homes crafted with stone and stucco as major themes.

Combining traditional, old-world styling with a mesmerizing, modern-day design, our timber products provide a picturesque transformation for exquisite, high-end homes. Constructed from durable, high-performance polyurethane adorned with authentic woodgrain textures, our timber products serve as a sophisticated alternative to real wood. Fypon offers an attractive assortment of premium-grade products to help create a delightful, distinctive look for any home, in any region of the country.

Carefully crafted with lightweight, high-density polyurethane, our state-of-the-art stone enhancements are the perfect pick for creating a flawless finish to entrances and windows. A convenient, cost-effective alternative to real wood or stone, our textured stone and timber products come factory-primed and prepared for installation* over an array of home exteriors, including stucco, brick, stone and vinyl.

Aside from aesthetic appeal, our Stone & Timber line was built to endure the harshest weather elements. Unlike wood or pre-cast concrete counterparts, our textured polyurethane products resist warping, splitting, moisture and insect infestation, providing peace of mind with a long-lasting, low-maintenance product.



UNDERSTANDING THE PRODUCT

The following guidelines will help you when using this catalog and choosing Stone & Timber products for your project:

- Dimensions shown are actual sizes.
- All shutters are sold in pairs, except for the board panels for shutter fabrication, which are sold individually.
- All Stone & Timber products are factory-primed with an oatmeal primer (unless otherwise noted) and are ready to be stained or painted.

Cutting & Milling

Fypon® polyurethane products can be cut and trimmed with standard woodworking tools. Table saws, circular saws, jig saws, band saws and miter saws will give you excellent results during the installation process.

Note: Trimming textured product will remove the texture and create an exposed polyurethane edge. This edge must be patched with standard wood filler and finished with paint or stained to protect the exposed polyurethane from discoloration from the sun.

For our complete product offering, please refer to our polyurethane full line catalog or visit www.fypon.com.

Stone & Timber Textures

All Stone & Timber products feature a realistic woodgrain or stone texture on all surfaces visible when installed. Because many of these products have been moulded from real wood or concrete elements, the depth and pattern of the texture may vary slightly from category to category.


Most of the timber products have a texture that resembles sand-blasted cedar. Some products are exceptions, and close-ups of their textures are shown below.**



Classic Woodgrain **NEW**




Milled Style Beams



Standard Woodgrain



Tahoe Style Beams



Mesa Style Beams



Stone

** Due to variations in lighting, computer monitors and printing processes, the colors in this catalog may not be representative of the actual product color.

Fypon reserves the right to hollow out the back of any product without notice. This space is not intended to be used for blocking purposes. Some products may be made as assemblies. Images are representative of style, actual product will vary by size.

ELEVATING THE STANDARD



STYLE

An eye for detail. A history of durability. The design expertise to benefit every project. Fypon delivers lasting style for homeowners, and helps builders add beauty to every home. From ornate to understated, vintage to modern, we've designed an incredible range of millwork products that transcend into timeless styles.



PERFORMANCE

Fypon polyurethane products differ from traditional building materials because they have a closed-cell structure. They cannot be penetrated by moisture or insects. So whether your project calls for functional or decorative pieces, you get added durability — without rotting, warping, cracking, chipping or peeling — and fewer call-backs. Along with superior performance, Fypon products are easy to work with. They do not require special tools for installation, and come ready to paint or stain.*



PARTNERSHIP

Choosing Fypon also means getting the service and support you need at every phase of your project. Beginning with planning and takeoff, we're a reliable partner all the way through project completion. And as an industry leader, we of course offer a Lifetime Limited Warranty* for homeowners.

* See www.fypon.com for complete warranty details, exclusions, and instructions on proper use of adhesives and painting.

FEATURES & BENEFITS



Lasting performance and minimal upkeep compared to other materials.



Lightweight and does not require special tools.



*Polyurethane smooth or textured — comes pre-primed and ready to paint or stain.**



Our closed-cell polyurethane is resistant to insects.



Ideal for moisture-prone interior spaces like bathrooms, kitchens and basements.



Beautiful and durable in all seasons, withstands the elements better than traditional materials.

* See www.fypon.com for complete warranty details, exclusions, and instructions on proper use of adhesives and painting.

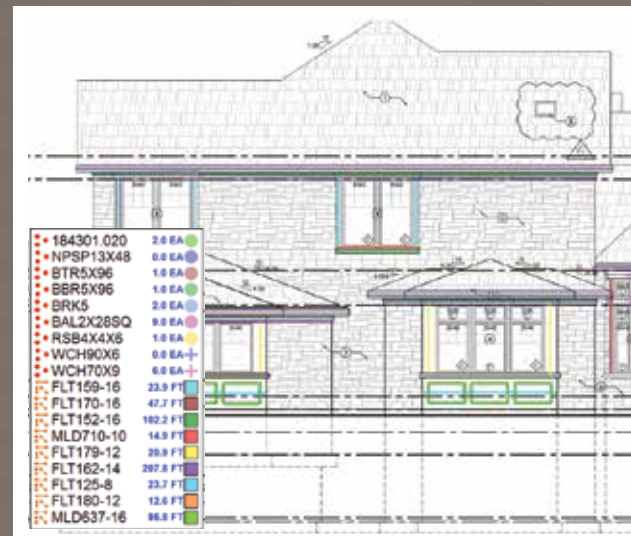
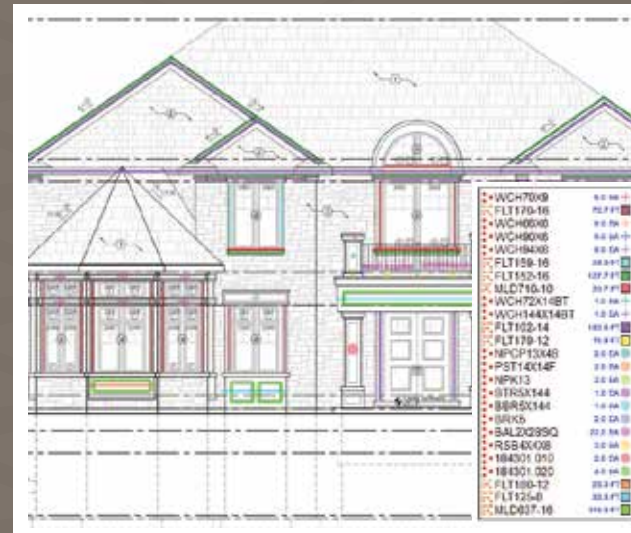
TRY OUR FREE, FULL-SERVICE TAKEOFF SOLUTION

Teaming up with Fypon is the smartest partnership around. We deliver expertly designed, authentic looking millwork that is built using high-quality, durable polyurethane. And we are delivering additional value to the industry by offering builders a complete — and absolutely free — takeoff service.

The building pros at Fypon know the details and decisions that go into every project, so we offer a comprehensive takeoff service that helps builders match their needs with the high-quality products in our comprehensive millwork portfolio.

Our takeoff service helps make it easy to use Fypon products to add beauty to your home projects, without takeoff hassles, and ultimately fewer callbacks.

This complimentary service delivers everything you need to get your project started, including quantity pricing, drawings with Fypon parts in context, and installation and warranty details. A Fypon builder services representative will also be available to assist you every step of the way.



LET US DO THE WORK FOR YOU

1

Send

Email your elevations to
projects@fypon.com

2

Create

Our builder services experts
use your elevations to design
a customized takeoff plan

3

Deliver

We present a free,
highly detailed takeoff
plan with a quote

4

Order

Simply take the plan
to your local dealer
to order product

PROJECT QUOTING SERVICES

- Help with completing quotes for any project — large or small, standard or custom contact: projects@fypon.com
- Specialized construction software creates accurate, digitized takeoffs from your construction prints
- Request for Quote: Pricing for one part or multiple parts to meet the needs of small projects
- Large Project Quoting: From single-family homes to commercial buildings
- Easy-to-read Project Quote Package for large projects: Quantity pricing, breakouts that show parts in context of the prints, installation information, warranty information and more drawings created on as needed basis

CUSTOM SERVICES

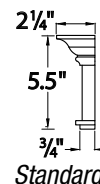
- Alter a standard part to match aesthetic and dimensional specifications
- Additional Sizes: Such as crossheads in custom widths
- Add keystones, dentil trim and bottom trim to standard parts
- Route channels in standard parts, such as window and door trim and louvers, to accept siding
- Turn your sketch and dimensions into almost any millwork or trim product imaginable
- Custom shapes, sizes and profiles for that special job
- Authentic replicas for historical restorations
- For assistance contact CPS@fypon.com

Window & Door Trim

Create crisp, clean lines when trimming your stucco house by using Fypon stone surrounds. Re-create the refined resilience of real wood with Fypon® timber shutters. Resistant to splitting, rotting and flaking, our textured timber shutters deliver dependable durability, making them the superior solution for accenting exterior windows. Our attractive assortment of window trim comes in an array of sizes to accommodate various architectural styles. For a more customized approach to shutters, Fypon offers fabrication boards to cater to the style requirements of customers.

Timber 5.5" Crosshead

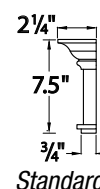
Stainable



Width	Overall Width	Part Number
33"	36"	CHAC33X5.5S NEW
39"	42"	CHAC39X5.5S NEW
72"	75"	CHAC72X5.5S NEW

Timber 7.5" Crosshead

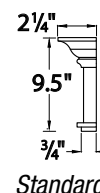
Stainable



Width	Overall Width	Part Number
33"	36"	CHAC33X7.5S NEW
39"	42"	CHAC39X7.5S NEW
72"	75"	CHAC72X7.5S NEW

Timber 9.5" Crosshead

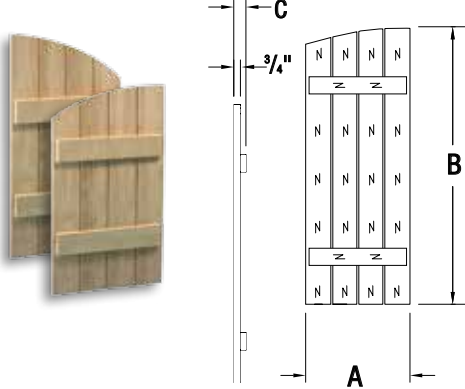
Stainable



Width	Overall Width	Part Number
33"	36"	CHAC33X9.5S NEW
39"	42"	CHAC39X9.5S NEW
72"	75"	CHAC72X9.5S NEW

Timber Elliptical Top Shutter

Stainable

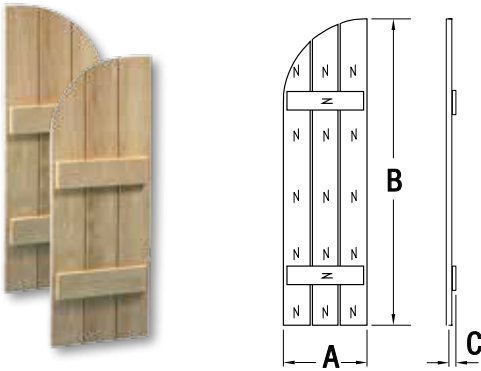


Part Number	Width (A)	Height (B)	Projection (C)	No. of Boards
SH4PHLR24X60S	24"	60"	1 1/2"	4
SH4PHLR24X64S	24"	64"	1 1/2"	4

NOTE: Sold in pairs

Timber Arch Top Shutter

Stainable

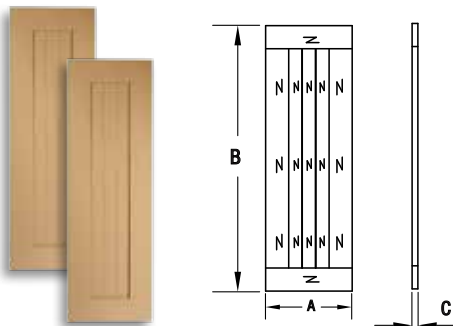


Part Number	Width (A)	Height (B)	Projection (C)	No. of Boards
SH2PHLR12X48S	12"	48"	1 1/2"	2
SH3PHLR18X66S	18"	66"	1 1/2"	3
SH3PHLR18X80S NEW	18"	80"	1 1/2"	3
SH3PHLR24X70S	24"	70"	1 1/2"	3
SH3PHLR24X86S	24"	86"	1 1/2"	3
SH4PHLR24X82S	24"	82"	1 1/2"	4

NOTE: Sold in pairs

Timber Panel Shutter

Stainable with Border



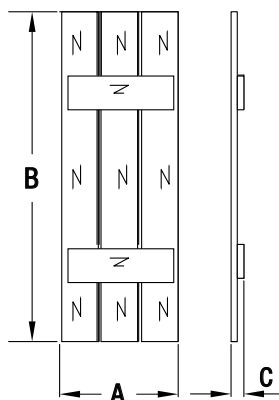
Part Number	Width (A)	Height (B)	Projection (C)
SH3PB15X46S	15"	46"	1"
SH3PB18X40S	18"	40"	1"
SH3PB18X66S	18"	66"	1"
SH3PB24X54S	24"	54"	1"

NOTE: Sold in pairs

Product image is representative of actual part

Timber Board Shutter

Stainable



Part Number	Width (A)	Height (B)	Projection (C)
SH3PC14X39S	14"	39"	1 1/2"
SH3PC14X47S	14"	47"	1 1/2"
SH3PC14X55S	14"	55"	1 1/2"
SH3PC14X59S	14"	59"	1 1/2"
SH3PC14X63S	14"	63"	1 1/2"
SH3PC16X36S	16"	36"	1 1/2"
SH3PC16X42S	16"	42"	1 1/2"
SH3PC16X48S	16"	48"	1 1/2"
SH3PC16X54S	16"	54"	1 1/2"
SH3PC16X60S	16"	60"	1 1/2"
SH3PC16X72S	16"	72"	1 1/2"
SH3PC18X42S	18"	42"	1 1/2"
SH3PC18X48S	18"	48"	1 1/2"
SH3PC18X60S	18"	60"	1 1/2"
SH3PC18X66S	18"	66"	1 1/2"
SH3PC18X72S	18"	72"	1 1/2"
SH3PC18X84S	18"	84"	1 1/2"
SH3PC24X48S	24"	48"	1 1/2"
SH3PC24X60S	24"	60"	1 1/2"
SH3PC24X66S	24"	66"	1 1/2"
SH3PC24X72S	24"	72"	1 1/2"
SH3P3BC14X71S^	14"	71"	1 1/2"
SH3P3BC14X75S^	14"	75"	1 1/2"

NOTE: Sold in pairs

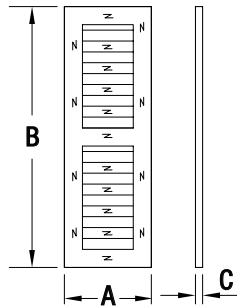
^ These items have 3 boards and 3 battens





Timber Louvered Shutter

Stainable with Center Rail

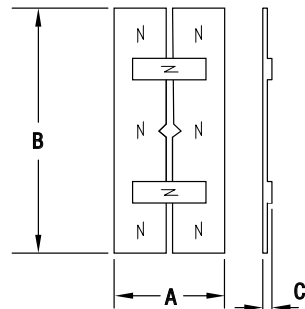


Part Number	Width (A)	Height (B)	Projection (C)
LVSH12X36FNCR3S	12"	36"	1"
LVSH12X48FNCR3S	12"	48"	1"
LVSH16X48FNCR3S	16"	48"	1"
LVSH16X60FNCR3S	16"	60"	1"
LVSH18X48FNCR4S	18"	48"	1"
LVSH18X60FNCR4S	18"	60"	1"

NOTE: Sold in pairs

Timber Plank Shutter

Stainable with Diamond

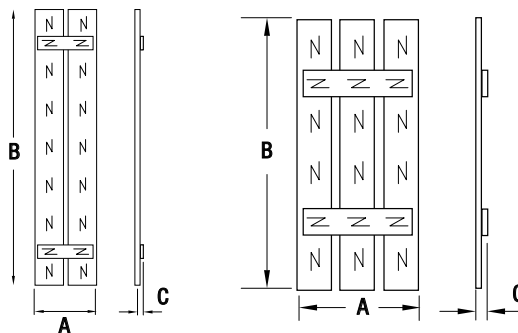



Part Number	Width (A)	Height (B)	Projection (C)
SH2PD18X40S	18"	40"	1 1/2"
SH2PD18X48S	18"	48"	1 1/2"
SH2PD18X60S	18"	60"	1 1/2"
SH2PD18X66S	18"	66"	1 1/2"
SH2PD24X48S	24"	48"	1 1/2"
SH2PD24X54S	24"	54"	1 1/2"

NOTE: Sold in pairs

Timber Plank Shutter

Stainable


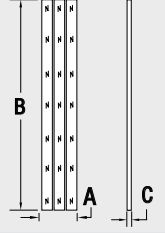

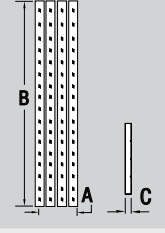

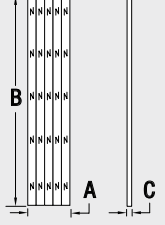


Part Number	Width (A)	Height (B)	Projection (C)	No. of Boards
SH2P012X36S	12"	36"	1 1/2"	2
SH2P012X42S	12"	42"	1 1/2"	2
SH2P012X48S	12"	48"	1 1/2"	2
SH2P012X54S	12"	54"	1 1/2"	2
SH3P016X36S	16"	36"	1 1/2"	3
SH3P016X42S	16"	42"	1 1/2"	3
SH3P016X48S	16"	48"	1 1/2"	3
SH3P016X54S	16"	54"	1 1/2"	3
SH3P016X60S	16"	60"	1 1/2"	3
SH3P016X72S	16"	72"	1 1/2"	3
SH3P018X36S	18"	36"	1 1/2"	3
SH3P018X48S	18"	48"	1 1/2"	3
SH3P018X54S	18"	54"	1 1/2"	3
SH3P018X60S	18"	60"	1 1/2"	3
SH3P018X62S	18"	62"	1 1/2"	3
SH3P018X66S	18"	66"	1 1/2"	3
SH3P018X72S	18"	72"	1 1/2"	3
SH3P020X42S	20"	42"	1 1/2"	3
SH3P020X48S	20"	48"	1 1/2"	3
SH3P020X54S	20"	54"	1 1/2"	3
SH3P020X66S	20"	66"	1 1/2"	3

NOTE: Sold in pairs

Timber Board Panels


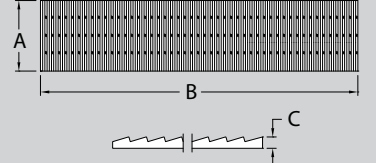
Stainable for Shutter Fabrication

	Part Number	Width (A)	Length (B)	Projection (C)	
	SH3PCPL14X88S 3-Board Panel	14"	88"	3/4"	
	SH4P24X144X2S 4-Board Panel	24"	144"	2"	
	SH5P30X144S 5-Board Panel	29 3/4"	144"	3/4"	

NOTE: Timber board panels sold in individual sheets

Timber Louvered Panels


Stainable for Shutter Fabrication

	Part Number	Width (A)	Length (B)	Projection (C)	
	LVSSNN32X144S	32"	144"	2 1/32"	

NOTE: Timber louvered panels sold in individual sheets

Timber Sill Moulding

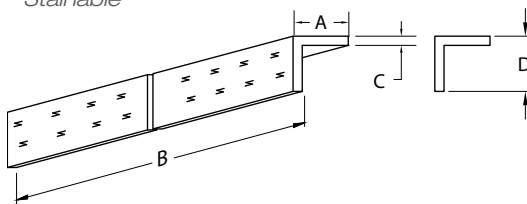
Stainable with Taper and Drop Edge



Part Number	Length (A)	Height (B)	Projection (C)
PS192X5S	192"	5"	2 1/2"

Timber Buried Header

Stainable



Part Number	Projection (A)	Length (B)	Thickness (C)	Height (D)
MLD388-12S	6"	12'	1"	6"
MLD398-12S	8"	12'	1"	10"
MLD399-12S	8"	12'	1"	14"
MLD397-12S	10"	12'	1"	16"

Stone Door Surround

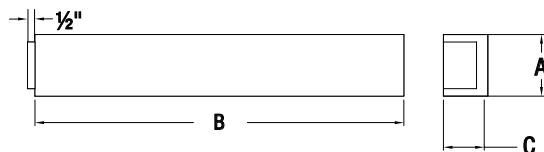


Part Number	Component Dimensions
DSKSTN3068 Door Trim Kit	Flat Block Stone, 6 ³¹ / ₃₂ " Width x 96" Height
	Keystone, 9 ¹⁵ / ₁₆ " Width x 9 ¹⁵ / ₁₆ " Height

NOTE: Ships in 4 pieces. Adjustable for door sizes 40" X 80"-85"
Must be purchased as a kit, individual components not available.



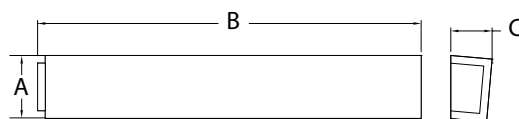
Stone Flat Block Sill



Part Number	Height (A)	Width (B)	Projection (C)
SL3X4X24ST	4 $\frac{1}{16}$ "	24 $\frac{3}{8}$ "	2 $\frac{11}{16}$ "
SL4X4X24ST	4 $\frac{1}{16}$ "	24 $\frac{3}{8}$ "	4 $\frac{1}{16}$ "

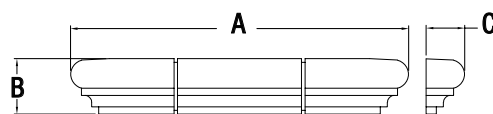
Stone Flat Block Sill

5 Degree Slope



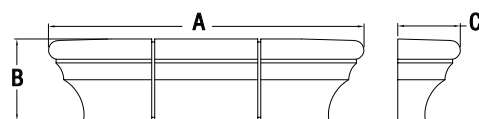
Part Number	Height (A)	Width (B)	Projection (C)
SL4X4X24ST-5	4 $\frac{1}{16}$ "	24 $\frac{3}{8}$ "	4 $\frac{1}{16}$ "

Stone 8" Pot Shelf



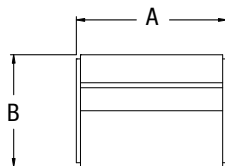
Part Number	Overall Width (A)	Overall Height (B)	Projection (C)
PS48X8ST	47 $\frac{1}{2}$ "	7 $\frac{9}{16}$ "	5 $\frac{7}{16}$ "

Stone 13" Pot Shelf




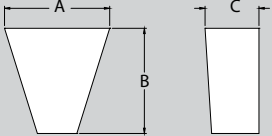

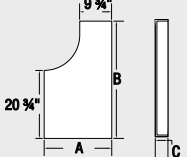

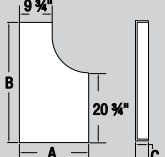
Part Number	Overall Width (A)	Overall Height (B)	Projection (C)
PS52X13ST	52 $\frac{1}{8}$ "	13 $\frac{7}{16}$ "	10 $\frac{5}{16}$ "
PS54X13ST	53 $\frac{27}{32}$ "	12 $\frac{11}{16}$ "	9 $\frac{1}{8}$ "
PS84X13ST	84 $\frac{3}{16}$ "	13 $\frac{7}{16}$ "	10 $\frac{5}{16}$ "

Stone 13" Pot Shelf Section




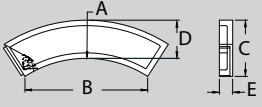

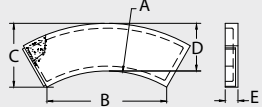

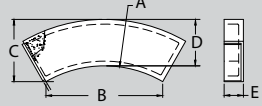

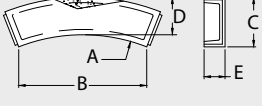

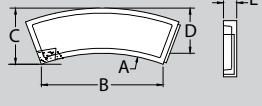

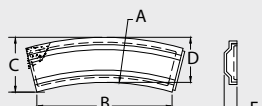

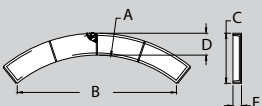

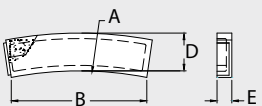

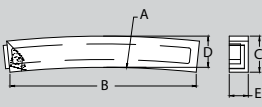
Part Number	Overall Width (A)	Overall Height (B)	Projection (C)
PS28X13ST	27 ²³ / ₃₂ "	13 ⁷ / ₁₆ "	10 ⁵ / ₁₆ "

Stone Surround Accessories

	Part Number	Width (A)	Height (B)	Projection (C)	
	K10ST Keystone	9 ¹⁵ / ₁₆ "	9 ¹⁵ / ₁₆ "	5 ¹⁵ / ₃₂ "	
	ARCHPLST36X21X4 Left Plinth	20 ⁵ / ₈ "	35 ¹³ / ₁₆ "	3 ⁷ / ₈ "	
	ARCHPRST36X21X4 Right Plinth	20 ⁵ / ₈ "	35 ¹³ / ₁₆ "	3 ⁷ / ₈ "	



Stone Arched Blocks

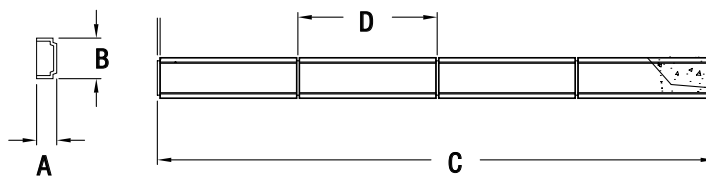
	Part Number	Radius (A)	Inside Width (B)	Overall Height (C)	Trim Width (D)	Projection (E)	Accessories	
	AR23X7ST	20 ²¹ / ₃₂ "	22 ³ / ₈ "	10 ¹ / ₄ "	6 ³¹ / ₃₂ "	2 ⁷ / ₁₆ "	FLBST3X7X24 FLBST3X7X96	
	AR25X10X3ST	24 ³ / ₈ "	24 ⁵ / ₈ "	13 ¹ / ₈ "	9 ¹³ / ₁₆ "	2 ⁵ / ₈ "	FLBST3X10X24 FLBST3X10X96	
	AR25X10ST	24 ³ / ₈ "	24 ⁵ / ₈ "	13 ¹ / ₈ "	9 ¹³ / ₁₆ "	4 ¹ / ₁₆ "	FLBST4X10X24 FLBST4X10X96	
	AR24X9ST	32 ¹⁵ / ₃₂ "	23 ¹¹ / ₁₆ "	9 ³ / ₁₆ "	6 ³¹ / ₃₂ "	3 ⁷ / ₈ "	FLBST4X7X24 FLBST4X7X96	
	AR24X11ST	34 ¹⁷ / ₃₂ "	24 ¹ / ₈ "	11 ¹ / ₈ "	8 ³¹ / ₃₂ "	2 ⁵ / ₈ "	FLBST3X9X96	
	ARTD28X9X3ST	49 ¹ / ₈ "	27 ³ / ₄ "	11 ¹ / ₄ "	9 ¹ / ₄ "	2 ⁵ / ₈ "	—	
	AR72X23ST	57 ¹⁷ / ₃₂ "	72 ³ / ₈ "	22 ³ / ₄ "	9 ¹⁵ / ₁₆ "	3 ⁷ / ₈ "	FLBST4X10X24 FLBST4X10X96	
	AR24.625X7ST	64 ¹ / ₁₆ "	24 ⁵ / ₈ "	8 ¹ / ₁₆ "	6 ⁷ / ₈ "	2 ¹¹ / ₁₆ "	FLBST3X7X24 FLBST3X7X96	
	AR24X4ST	113 ²³ / ₃₂ "	23 ³ / ₄ "	4 ¹⁹ / ₃₂ "	3 ³¹ / ₃₂ "	2 ⁷ / ₁₆ "	SL3X4X24ST	

Stone Decorative Blocks

24" Section



96" Section



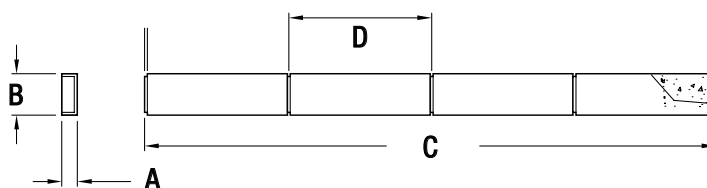
Part Number	Projection (A)	Height (B)	Width (C)	Width (D)
TD4X7X96ST	3 ⁷ / ₁₆ "	6 ³¹ / ₃₂ "	96"	—
TD4X9X24ST	3 ⁷ / ₈ "	8 ³¹ / ₃₂ "	—	24"
TD4X9X96ST	3 ⁷ / ₈ "	8 ³¹ / ₃₂ "	96"	—

Stone Flat Blocks

24" Section



96" Section



Part Number	Projection (A)	Height (B)	Width (C)	Width (D)	Accessories
FLBST3X7X24	2 ⁵ / ₈ "	6 ³¹ / ₃₂ "	—	24"	AR23X7ST AR24.625X7ST
FLBST3X7X96	2 ⁵ / ₈ "	6 ³¹ / ₃₂ "	96"	—	AR23X7ST AR24.625X7ST
FLBST3X9X96	2 ⁵ / ₈ "	8 ³¹ / ₃₂ "	96"	—	AR24X11ST
FLBST3X10X24	2 ⁵ / ₈ "	9 ¹⁵ / ₁₆ "	—	24"	AR25X10X3ST
FLBST3X10X96	2 ⁵ / ₈ "	9 ¹⁵ / ₁₆ "	96"	—	AR25X10X3ST
FLBST4X7X24	3 ⁷ / ₈ "	6 ³¹ / ₃₂ "	—	24"	AR24X9ST
FLBST4X7X96	3 ⁷ / ₈ "	6 ³¹ / ₃₂ "	96"	—	AR24X9ST
FLBST4X9X24	3 ⁷ / ₈ "	8 ³¹ / ₃₂ "	—	24"	—
FLBST4X9X96	3 ⁷ / ₈ "	8 ³¹ / ₃₂ "	96"	—	—
FLBST4X10X24	3 ⁷ / ₈ "	9 ¹⁵ / ₁₆ "	—	24"	AR25X10ST AR72X23ST
FLBST4X10X96	3 ⁷ / ₈ "	9 ¹⁵ / ₁₆ "	96"	—	AR25X10ST AR72X23ST

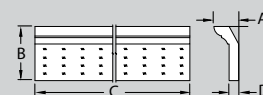
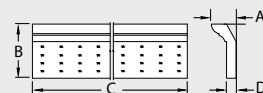
Mouldings

A refined replica of authentic wood, Fypon® timber products add an alluring accent to windows and entry ways. Re-creating old-world appeal with a touch of modern-day magnificence, our sophisticated Fypon timber product line provides the look of real wood without splitting, rotting and flaking, and provides the substance for durability. There are a variety of widths to choose from to complete any project.

Timber Crown Mouldings

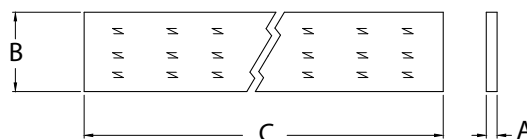
Stainable

Part Number	Projection (A)	Height (B)	Length (C)	Bottom Thickness (D)
MLD1011S-12 NEW	1 ¹⁵ / ₁₆ "	4 ¹ / ₄ "	12'	3/4"
MLD1012S-12 NEW	1 ¹⁵ / ₁₆ "	5 "	12'	3/4"
MLD1013S-12 NEW	1 ¹⁵ / ₁₆ "	6 ¹ / ₄ "	12'	3/4"
MLD1021S-12 NEW	2 ¹³ / ₁₆ "	4 ¹ / ₈ "	12'	1/2"
MLD1022S-12 NEW	3 1/2"	5 ⁵ / ₃₂ "	12'	5/8"
MLD1023S-12 NEW	4 ¹¹ / ₃₂ "	6 ¹¹ / ₁₆ "	12'	25/32"



Timber Flat Trim

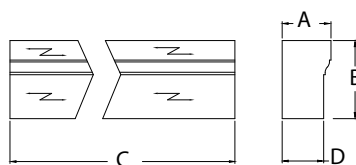
Stainable



Part Number	Thickness (A)	Width (B)	Length (C)
FLT151-12S	3/4"	3 1/2"	12'
FLT110-12S	3/4"	5 1/2"	12'
FLT187-12S	3/4"	7 1/2"	12'
FLT173-12S	3/4"	11 1/2"	12'
FLT30X228X1S	1"	30"	19'
FLT150-12S	1 1/2"	3 1/2"	12'
FLT111-12S	1 1/2"	5 1/2"	12'
FLT197-12S	1 1/2"	7 1/2"	12'
FLT192-12S	1 1/2"	11 1/2"	12'

Timber Brick Mould

Stainable



Part Number	Projection (A)	Height (B)	Length (C)	Bottom Thickness (D)
MLDWM180-8S	1 1/4"	2"	8'	1 1/16"

Timber Casing, Trim & Apron

Stainable

Part Number	Projection (A)	Height (B)	Length (C)	Bottom Thickness (D)
MLD1014S-12 NEW	1 1/8"	3 1/4"	12'	1 1/8"
MLD1015S-12 NEW	1 1/8"	4 1/4"	12'	1 1/8"
MLD1016S-12 NEW	3/4"	3 1/4"	12'	1/4"
MLD1017S-12 NEW	3/4"	4 1/4"	12'	1/4"

Timber Baseboard & Trim

Stainable

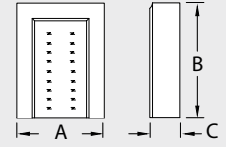
Part Number	Projection (A)	Height (B)	Length (C)	Bottom Thickness (D)
MLD1018S-12 NEW	1 1/8"	4 1/4"	12'	1 1/8"
MLD1019S-12 NEW	1 1/8"	5 1/4"	12'	1 1/8"
MLD1020S-12 NEW	1 1/8"	7 1/4"	12'	1 1/8"
MLD1026S-12 NEW	1 1/8"	4 1/4"	12'	1 1/8"
MLD1027S-12 NEW	1 1/8"	5 1/4"	12'	1 1/8"
MLD1028S-12 NEW	1 1/8"	7 1/4"	12'	1 1/8"

Timber Plinth Blocks

Stainable



Part Number		Width (A)	Height (B)	Projection (C)
PBAC5.25S	NEW	4"	5 1/4"	1 3/8"
PBAC6.25S	NEW	5"	6 1/4"	1 3/8"
PBAC8.25S	NEW	5"	8 1/4"	1 3/8"



Decorative Millwork

Fypon offers a lovely line of decorative millwork for adding delightful distinction to the interior or exterior of the home. Traditionally used to revive Victorian charm, our woodgrain and stone textured decorative elements can also deliver carefully crafted, artistic allure to existing décor, or be attractively arranged to bring out a more ambient, authentic appeal.


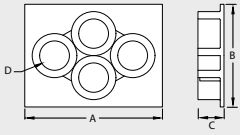

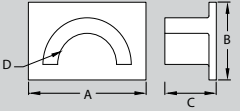

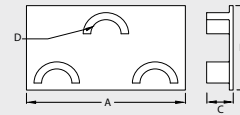

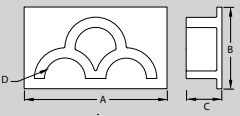

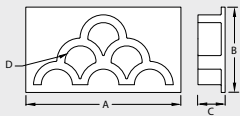
Add definition and distinction to spacious living areas with Fypon beams. Our sustainable timber designs are suitable for an array of architectural applications. Additionally, our collection of corbels provides a stylish solution for adding subtle sophistication to overhangs or along the top of a wall.

Tile Vent

	Part Number	Width (A)	Height (B)	Projection (C)	Inside Diameter (D)	
	CN6X6	6"	6"	6"	4"	
	TV20X19.75	20"	19 3/4"	3"	4"	
	TV8X8-1FR* NEW	8"	8"	3 1/2"	4"	
	TV7X20-2FR* NEW	20"	8"	3 1/2"	4"	
	TV20X36-4FR* NEW	20"	36"	3 1/2"	4"	
	TV13X14-3FRC* NEW	14"	13 1/4"	3 1/2"	4"	

♦ Available to order April 2015

NOTE: Backer board thickness is 1" for TV20X19.75. Backer board thickness for others is 1/2".

	Part Number	Width (A)	Height (B)	Projection (C)	Inside Diameter (D)	
	TV14X18-4FRC* NEW	18 1/2"	14"	3 1/2"	4"	
	TV8X5-1HR* NEW	8"	5"	3 1/2"	4"	
	TV12X21-3HR* NEW	21"	12"	3 1/2"	4"	
	TV9X15-3HRC* NEW	14"	8"	3 1/2"	4"	
	TV11X20-6HRC* NEW	20"	11"	3 1/2"	4"	


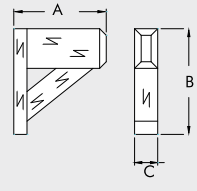

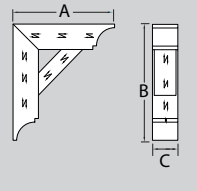

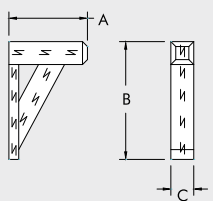

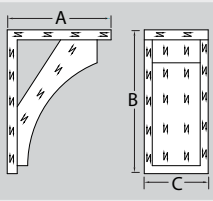

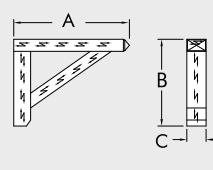
♦Available to order April 2015

NOTE: Backer board thickness is 1/2" for tile vents on this page.



Timber Brackets


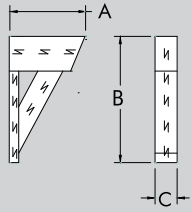

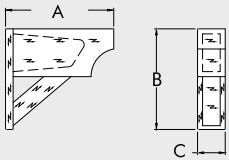

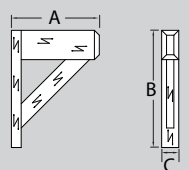

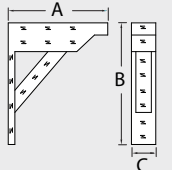

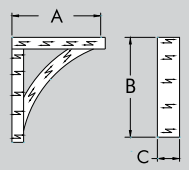

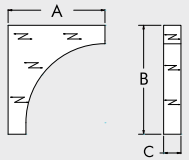

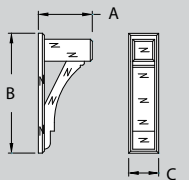

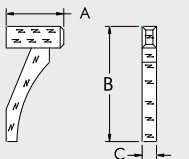
Stainable

Part Number	Projection (A)	Height (B)	Overall Width (C)	
 BKT14X16X3.5S	14"	16"	3 1/2"	
BKT14X16X4S* NEW	14"	16"	3 1/2"	
BKT14X16X6S* NEW	14"	16"	5 1/2"	
 BKT22X24X4S-1* NEW	22"	24"	3 1/2"	
BKT22X24X6S* NEW	22"	24"	5 1/2"	
BKT26X24X4S* NEW	26"	24"	3 1/2"	
BKT26X24X6S* NEW	26"	24"	5 1/2"	
 BKT12X18X3X1S	12"	18"	3 1/2"	
BKT18X18X3X1S	18"	18"	3 1/2"	
 BKT13X18X8S	13"	18"	8"	
 BKT24X18X4S	24"	18"	4"	

*Available to order April 2015


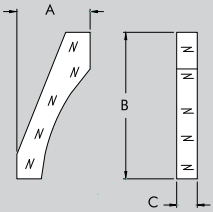

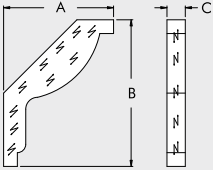

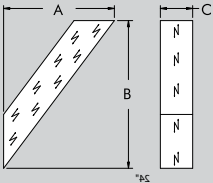

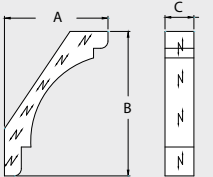
Timber Brackets

Stainable continued

Part Number		Projection (A)	Height (B)	Overall Width (C)	
	BKT12X20X3S	12"	20"	3 1/2"	
	BKT18X20X3S	18"	20"	3 1/2"	
	BKT21X20X6S	21 1/2"	20"	5 1/2"	
	BKT18X24X3X2S	18"	24"	3 1/2"	
	BKT22.5X27.5X5.5S	22 1/2"	27 1/2"	5 1/2"	
	BKT16X18X4S	16"	18"	4"	
	BKT22X24X4S	20 15/16"	23 9/16"	3 3/4"	
	BKT28X32X4S	28"	32"	4 1/4"	
	BKT14X30X7.5S	13 1/2"	30"	7 1/2"	
	BKT22X30X8S	21 1/2"	30"	7 1/2"	
	BKT16X32X4S	16"	32"	4"	


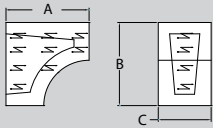

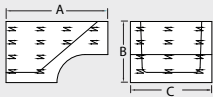

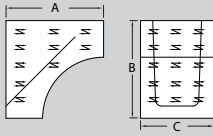
Timber Knee Braces

Stainable

	Part Number	Projection (A)	Height (B)	Overall Width (C)	
	BKT12X24X3S	12"	24"	3 3/8"	
	BKTCV18X24X4S	18"	24"	3 1/4"	
	BKTCV18X24X6S	18"	24"	5 1/4"	
	BKTCV21X30X4S	21"	30"	3 1/4"	
	BKTCV21X30X6S	21"	30"	5 1/4"	
	BKTSC18X24X3S	18"	24"	3"	
	BKTS18X24X6S	18"	24"	5 1/2"	
	BKT22X30X6S	21 1/2"	30"	6"	

Timber Brackets & Corbels

Stainable

	Part Number	Projection (A)	Height (B)	Overall Width (C)	
	BKT5X5X3S*	5 1/2"	5 1/2"	3 1/2"	
	BKT5X5S*	5 1/2"	5 1/2"	5 1/2"	
	BKT10X6X8S*	10"	6"	8"	
	BKT8X8X6S*	8"	8"	6"	

* Product has open cavity

Timber Brackets & Corbels continued on next page

Timber Brackets & Corbels


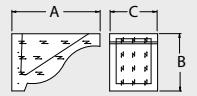

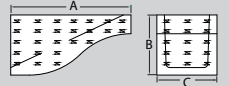

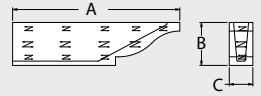

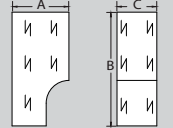

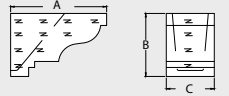

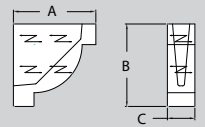

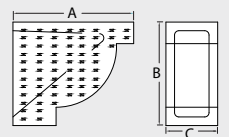

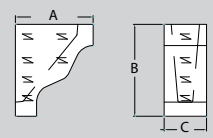
Stainable continued

	Part Number	Projection (A)	Height (B)	Overall Width (C)	
	COROG24X6S*	24"	5 ⁷ / ₈ "	5 ⁵ / ₈ "	
	COR24X6X5S*	24"	6 ¹ / ₂ "	5 ¹ / ₂ "	
	COROG20X7S*	20"	7"	8 ¹ / ₂ "	
	COROG15X7S*	14 ¹ / ₂ "	7 ¹ / ₄ "	6"	
	COROGA15X7S*	14 ¹ / ₂ "	7 ¹ / ₄ "	6"	
	COROGD15X7S*	14 ¹ / ₂ "	7 ¹ / ₄ "	6"	
	COR16X7X3RX5S*	16"	7 ¹ / ₄ "	5"	
	COROG29X8S*	28 ³ / ₈ "	7 ³ / ₈ "	7 ³ / ₈ "	
	COROG48X8S*	48"	7 ³ / ₈ "	7 ³ / ₈ "	
	COR7X11S	11 ³ / ₈ "	7 ³ / ₈ "	7"	

* Product has open cavity

Timber Brackets & Corbels

Stainable continued

Part Number	Projection (A)	Height (B)	Overall Width (C)	
 COROG8X12S*	11 ³ / ₈ "	7 ³ / ₈ "	7 ³ / ₈ "	
 COROG16X8X8S*	16"	8"	8"	
 COR39X10X5.5S*	39 ³ / ₁₆ "	9 ¹ / ₈ "	5 ¹ / ₂ "	
 BKT5X10S	5"	10"	3 ¹ / ₂ "	
 COR16X10X8S*	16"	10 ¹ / ₂ "	8"	
 BKT12X12X4-7S*	12"	12"	4"	
 BKT14X12X6S*	14"	12"	6"	
 BKT11X13X6S*	11"	13"	6"	

* Product has open cavity

Timber Brackets & Corbels


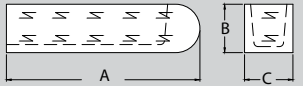

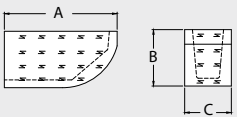

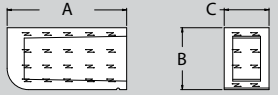

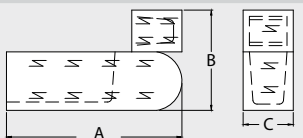
Stainable continued

Part Number	Projection (A)	Height (B)	Overall Width (C)	
 COR7X15X4S	7"	15"	4"	
 BKT12X18X6S	12"	18"	6"	
 COR0G34X19S*	33 3/4"	18 3/4"	7 3/8"	

* Product has open cavity

Timber Corbels


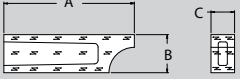

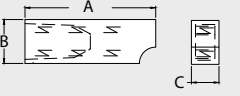

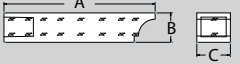

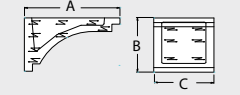

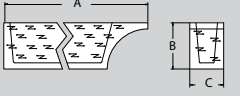

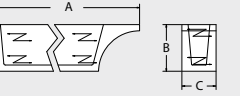
Bullnose Stainable

Part Number	Projection (A)	Height (B)	Overall Width (C)	
 COR24X6X6S*	24"	6"	6"	
 COR0GF15X7S*	14 1/2"	7 1/4"	6"	
 CORBN14X8X6S*	14"	7 1/4"	5 1/4"	
CORBN14X10X6S*	14"	9 1/4"	5 1/4"	
CORBN16X8X4S*	16"	7 1/4"	3 1/4"	
CORBN18X6X4S*	18"	5 1/4"	3 1/4"	
CORBN18X12X6S*	18"	11 1/4"	5 1/4"	
CORBN22X10X6S*	22"	9 1/4"	5 1/4"	
CORBN24X6X6S*	24"	5 1/4"	5 1/4"	
 COR21X6X12S*	21"	12"	6"	

* Product has open cavity

Timber Corbels


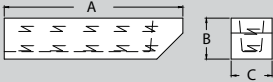

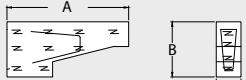


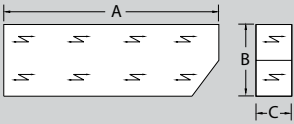

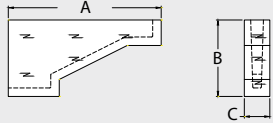

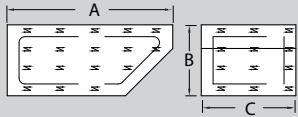

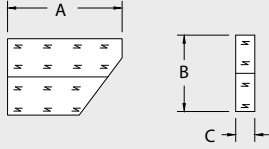
Cove Stainable

	Part Number	Projection (A)	Height (B)	Overall Width (C)	
	CORCV18X6X4S*	18"	5 1/4"	3 1/4"	
	CORCV18X6X6S*	18"	5 1/4"	5 1/4"	
	CORCV18X8X4S*	18"	7 1/4"	3 1/4"	
	CORCV18X8X6S*	18"	7 1/4"	5 1/4"	
	CORCV18X10X6S*	18"	9 1/4"	5 1/4"	
	CORCV18X12X6S*	18"	11 1/4"	5 1/4"	
	COR24X8X6S*	24"	8"	6"	
	COR16X5X3S*	16"	5 3/8"	3 3/8"	
	BKT36X7X8S*	36"	7"	8"	
	BKT7X13X7S*	13"	7 1/4"	7 1/2"	
	COR24X7X5S*	24"	7 1/2"	5 1/2"	
	COR48X7X5S*	48"	7 1/2"	5 1/2"	

* Product has open cavity

Timber Corbels

Stainable

	Part Number	Projection (A)	Height (B)	Overall Width (C)	
	COR24X5X5S*	24"	5 1/2"	5 1/2"	
	COR16X7X3S*	16"	7 1/4"	3 1/4"	
	COR16X7X5S*	16"	7 1/4"	5 1/2"	
	CORA24X16X4S	24"	8"	4"	
	BKT18X9X3S*	18"	9"	3"	
	COR14X6X8S*	14"	6"	8"	
	COR24X16X4S	24"	16"	4"	

* Product has open cavity


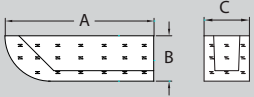

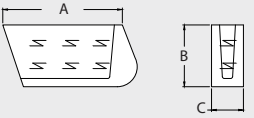
Timber Corbels

Decorative Stainable

	Part Number	Projection (A)	Height (B)	Overall Width (C)	
	BKT4X8S	3 7/8"	7 5/8"	3 1/4"	

Timber Rafter Tails


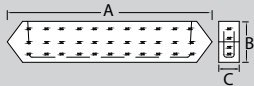

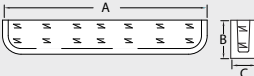

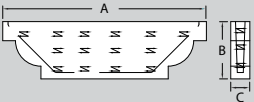

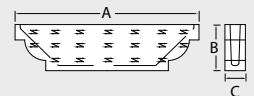

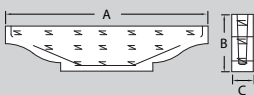
Stainable

	Part Number	Projection (A)	Height (B)	Overall Width (C)	
	BMRTS4X4X24S*	24"	3 1/4"	3 1/4"	
	BMRTS6X4X12S*	12"	5 1/4"	3 1/4"	
	BMRTS6X4X24S*	24"	5 1/4"	3 1/4"	
	BMRTS6X6X12S*	12"	5 1/4"	5 1/4"	
	BMRTS6X6X24S*	24"	5 1/4"	5 1/4"	
	BMRTS8X4X12S*	12"	7 1/4"	3 1/4"	
	BMRTS8X4X24S*	24"	7 1/4"	3 1/4"	
	BMRTS8X6X24S*	24"	7 1/4"	5 1/4"	
	BMRTBN8X4X15S*	15" 8 / 12 Pitch	7 3/4"	4"	
	BMRTBN8X4X30S*	30"	7 3/4"	4"	

* Product has open cavity

Timber Rafter Tails

Double-Ended Stainable

	Part Number	Projection (A)	Height (B)	Overall Width (C)	
	BMRTDE8X4X40S*	40"	8"	4"	
	BMRTDE6X3X32S*	32"	6"	3"	
	BMRTDE6X4X36S*	36"	6"	4"	
	BMRTDE9X3X32S*	32"	9"	3"	
	BMRTDE9X4X36S*	36"	9"	4"	
	BMRTDE8X3X36S*	36"	8"	3"	

* Product has open cavity

Timber Rafter Tails

Stainable continued

	Part Number	Projection (A)	Height (B)	Overall Width (C)	
	COR16X8S*	16"	8"	6"	
	COR8X9X4S*	8"	9"	4"	
	BMCRT25X12X6S*	25"	12"	6"	
	BMRTA10X5X45S*	45"	11 3/16"	5 13/32"	

* Product has open cavity

Timber Decorative Panel**

Stainable

	Part Number	Width / Height (A, B)	Thickness (C)	
	DA10X10SQXS	10"	1"	
	DA12X12SQXS	12"	3 1/2"	

**Panels are designed for decorative use only and cannot be used in a structural rail containment applications

Timber Fixture Mounts

Stainable

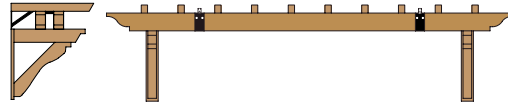
	Part Number	Width (A)	Height (B)	Inside Width (C)	Inside Height (D)	Projection (E)	
	FMS8X8X2S	8"	8"	3 11/16"	2 11/16"	2"	
	FM8X12X2S	8"	12"	2 1/2"	4"	2"	
	FMS8X8X2W^	8"	8"	2 11/16"	3 11/16"	2"	

^ Product is timber texture with white primer

Timber Trellis System

Stainable

NOTE: For installation instructions, please visit www.fypon.com




Trellis Kit Part Number & Contents		Overall Width (Installed)	Overall Height (Installed)	Projection (Installed)
TRLS18987 Fits 16'-18' Garage Doors (2) BKT32X31X5S, <i>Outlooker</i> (4) BMD4X8X144S, <i>12' Beam</i> (18) FLTBA36X3X3S, <i>Rafter Tail</i> (1) TRLS18989, <i>Hardware Kit</i>		21' 9" <i>Over 16' Door</i> 23' 9" <i>Over 18' Door</i>	41 7/8"	36"
TRLS18988 Fits 8'-9' Garage Doors (2) BKT32X31X5S, <i>Outlooker</i> (2) BMD4X8X48S, <i>4' Beam</i> (2) BMD4X8X144S, <i>12' Beam</i> (10) FLTBA36X3X3S, <i>Rafter Tail</i> (1) TRLS18994, <i>Hardware Kit</i>		13' 9" <i>Over 8' Door</i> 14' 9" <i>Over 9' Door</i>	41 7/8"	36"
Individual Trellis Components	Part Number	Projection	Height	Overall Width
	BKT32X31X5S Outlooker	32 1/2"	30 5/8"	5 1/4"
 Scrolled profile on one end only	BMD4X8X48S^ Beam	4 1/4"	7 3/4"	48"
	BMD4X8X144S^ Beam	4 1/4"	7 3/4"	144"
 Angled on one end only	FLTBA36X3X3S^ Lattice	36"	3 1/2"	2 3/4"
	TRLS18989 Hardware Kit for TRLS18987	Kit Contains: (3) Angle Bracket (3) U Bracket (1) Screw Pack (1) Installation Guide		—
	TRLS18994 Hardware Kit for TRLS18988	Kit Contains: (2) Angle Bracket (2) U Bracket (1) Screw Pack (1) Installation Guide		—

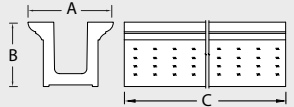
NOTE: See page 127 in the polyurethane catalog for smooth trellis

^ This product is not finished on all sides

Timber Beam

Stainable


Part Number	Overall Width (A)	Overall Height (B)	Length (C)	Inside Width	Inside Height
 BM4X5X192S NEW	6 5/8"	5"	16'	2 3/4"	4 1/4"

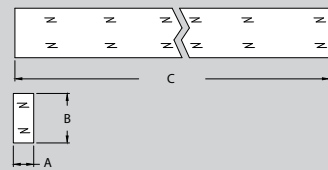


For smooth beam options, please refer to page 133 of the polyurethane catalog.

Timber Beam

Cedar Style / Solid Stainable


Part Number	Overall Width (A)	Overall Height (B)	Length (C)
 BMST3X8X216S	3 1/2"	8 1/2"	18'

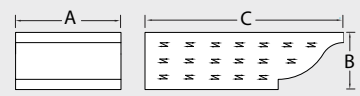


NOTE: This product is not finished on all sides.

Timber Beam

Standard Style/Solid Stainable

Part Number	Overall Width (A)	Overall Height (B)	Length (C)
 BMCE4X8X144S* NEW	8"	3 1/2"	12'




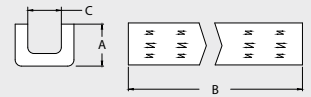
NOTE: This product is not finished on all sides. Scrolled profile on both ends.

♦ Available to order April 2015

Timber Beam


Milled Style Stainable

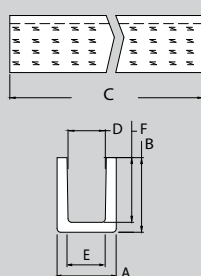
Part Number	Overall Width	Overall Height (A)	Length (B)	Inside Width (C)	Inside Height
 BMCDR4X3X168S	3 1/2"	2 1/2"	14'	2"	1 3/4"
BMCDR8X6X168S	7 1/4"	5 3/4"	14'	5 3/4"	5"



Timber Beam

Mesa Style Stainable


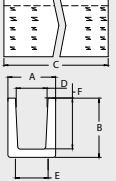
Part Number	Overall Width (A)	Overall Height (B)	Length (C)	Inside Width Top (D)	Inside Width Bottom (E)	Inside Height (F)	Approx. Weight
 BMM6X8X144S	5 31/32"	7 17/32"	12'	3 3/4"	3 31/32"	6 17/32"	26 lbs.
BMM6X8X234S	5 31/32"	7 17/32"	19' 6"	3 3/4"	3 31/32"	6 17/32"	41 lbs.
BMM8X10X234S	7 1/4"	9"	19' 6"	4 1/4"	4 31/32"	7 3/4"	61 lbs.
BMM10X15X234S	9 1/8"	14 13/16"	19' 6"	5 5/16"	6 21/32"	13 5/16"	113 lbs.



NOTE: See following page for matching beam strap.


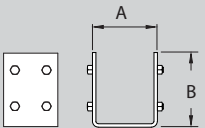
Timber Beam

Tahoe Style Stainable

Part Number	Overall Width (A)	Overall Height (B)	Length (C)	Inside Width Top (D)	Inside Width Bottom (E)	Inside Height (F)	Approx. Weight
 BMT8X10X234S	7 7/32"	8 31/32"	19' 6"	4 1/4"	4 15/16"	7 23/32"	61 lbs.
							


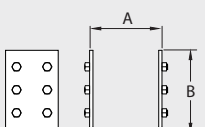
Beam Strap

Mesa Style Stainable

Part Number	Thickness	No. of Bolts	Overall Width (A)	Overall Height (B)	Beam
 BMSTRPM6X8	3/8"	4	7 1/16"	8 1/8"	BMM6X8X144S, BMM6X8X234S
BMSTRPM8X10	3/8"	6	8 1/4"	9 3/8"	BMM8X10X234S
BMSTRPM10X15	3/8"	6	10 1/16"	15 1/8"	BMM10X15X234S
					


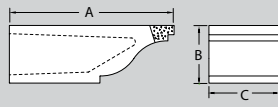
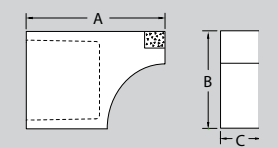
Beam Strap

Tahoe Style Stainable

Part Number	Thickness	No. of Bolts	Overall Width (A)	Overall Height (B)	Beam
 BMSTRPT8X10	3/8"	6	8 1/4"	9 3/8"	BMT8X10X234S
					

Hammered Texture

Stone Corbels

Part Number	Projection (A)	Height (B)	Overall Width (C)
 COROG20X7ST* NEW	20"	7"	8 1/2"
 COR7X11ST* NEW	11 3/8"	7 3/8"	7"
 CORCV18X12X6ST* NEW	18"	11 1/4"	5 1/4"
			
			
			

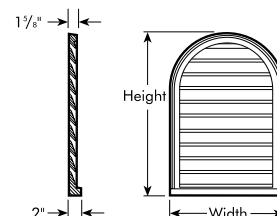
♦ Available to order April 2015

Louvers

Fypon® louvers add aesthetic appeal to any gable, our functional timber louvers provide additional ventilation for attics in the summer. Serving as a delightful, decorative element enhancing the exterior of a home, Fypon louvers add an attractive accent to complement an array of architectural styles. Unlike real wood, our lovely louvers won't split, flake or chip, and will retain a refined, beautiful appearance for years to come.

Timber Cathedral Louver

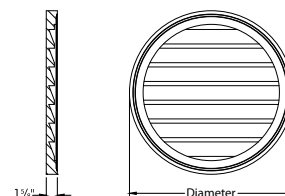
Brick Mould Style Stainable



Decorative Part Number	Width	Height	Functional Part Number	Vent Area
CLV14X18S	14"	18"	FCLV14X18S	9 Sq. In.
CLV22X31S	22"	31 1/2"	FCLV22X31S	41 Sq. In.

Timber Round Louver

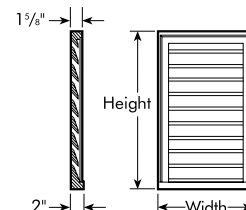
Brick Mould Style Stainable



Decorative Part Number	Diameter	Functional Part Number	Vent Area
RLV18S	18"	FRLV18S	12 Sq. In.
RLV22S	22"	FRLV22S	22 Sq. In.
RLV24S	24"	FRLV24S	27 Sq. In.

Timber Vertical Louver

Brick Mould Style Stainable

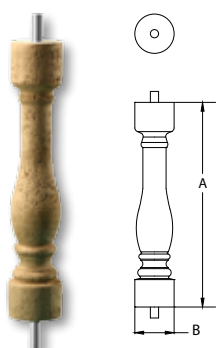


Decorative Part Number	Width	Height	Functional Part Number	Vent Area
LV12X18S	12"	18"	FLV12X18S	10 Sq. In.
LV14X18S	14"	18"	FLV14X18S	11 Sq. In.
LV12X24S	12"	24"	FLV12X24S	16 Sq. In.
LV16X24S	16"	24"	FLV16X24S	21 Sq. In.
LV18X24S	18"	24"	FLV18X24S	24 Sq. In.
LV20X30S	20"	30"	FLV20X30S	35 Sq. In.

Balustrade Systems

When it comes to re-inventing outdoor living spaces, there's no better way to establish beautiful boundaries than with our alluring balustrades. As an attractive alternative to stone, these premium-grade polyurethane products replicate the look and feel of pre-cast concrete without all the weight. Built to endure the elements, they will never crumble or deteriorate like their concrete counterparts. Aside from serving as alluring accents to stucco and stone facades, our balustrades can be used to add definition and distinction to any porch, balcony or patio area.*


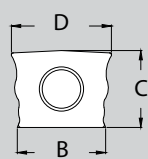

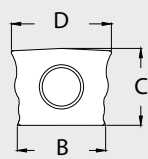
Stone Euro Baluster



Part Number	Height (A)	Width (B)	Maximum Center-to-Center Distance
BAL5X28EUST	27 ²⁷ / ₃₂ "	5 ¹¹ / ₃₂ "	7 ⁵ / ₈ "

Stone Rails


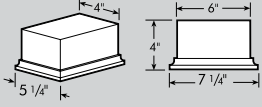


	Part Number	Length	A	B	C	D	
 Top	BTR6X96ST	96"	23 ¹³ / ₁₆ "	5 ²³ / ₃₂ "	4 ³¹ / ₃₂ "	6 ¹⁵ / ₃₂ "	
	BTR6X120ST [^]	120"	23 ¹³ / ₁₆ "	5 ²³ / ₃₂ "	4 ³¹ / ₃₂ "	6 ¹⁵ / ₃₂ "	
 Bottom	BBR6X96ST	96"	23 ¹³ / ₁₆ "	5 ⁵ / ₈ "	4 ²⁷ / ₃₂ "	6 ⁷ / ₃₂ "	
	BBR6X120ST [^]	120"	23 ¹³ / ₁₆ "	5 ⁵ / ₈ "	4 ²⁷ / ₃₂ "	6 ⁷ / ₃₂ "	

[^] Maximum rail span distance for field applications is 96"

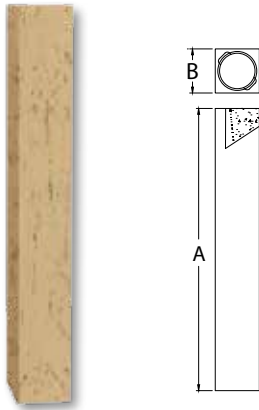
* Always consult the local building code authority to determine suitability of products to meet specific requirements, as well as adhesive manufacturer's recommendations for your particular climate and the substrate you are installing to.

Stone Installation Aids

Part Number	Installation Notes
 RSB4X4X6[^] Rail Support Block	Install under the bottom rail at a span of 48" or less. Dimensions: 4" x 4" x 7 1/4" (may be trimmed for height). 
BRK6-7 Rail Installation Kit	Connects both ends of one 7" top or bottom rail to support structure. Order two kits per section. Kit Contents: (2) Angle Brackets & Mounting Hardware


[^] Can be painted to blend with stone system

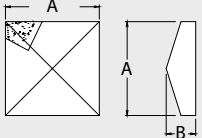
Stone Newel Post



Part Number	A	B	Installation Kit	Accessories
NP8X48ST	48"	7 1/2"	NPK600	PST10X10PST

Stone Post Accessories

Part Number	A	B
 PST10X10PST	9 1/2"	3"



Porch Posts, Columns & Post Wrap


Our stone columns offer a refined resemblance of real pre-cast concrete architectural elements. They are designed to add old-world allure to home exteriors.

Use our decorative timber wraps to add the perfect finishing touch. The wraps are designed to install easily around an existing structural support. Also available is our structural woodgrain column. Each piece is shipped with an oatmeal primer and must be painted, stained or faux finished as desired.



Woodgrain Column

Structural / Stainable



Part Number	Width (A)	Height (B)	Load Bearing Capacity
PPSQKIT6X108S	7"	108"	12,000#

NOTE: Installation kit included. Column can be field trimmed to various heights without losing load rating.

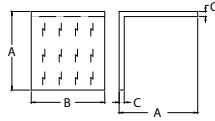


Timber Post Wrap


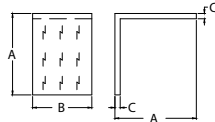
Stainable



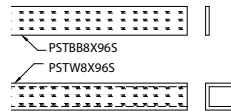
PSTWBASE8S



PSTWCAP8S



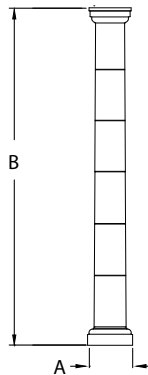
PSTWKIT8X96S



Part Number	Width (A)	Height (B)	Thickness (C)
PSTWBASE8S Post Wrap Base Ships in 2 L-shaped halves	9 5/8"	9"	5/8"
PSTWCAP8S Post Wrap Cap Ships in 2 L-shaped halves	9 5/8"	7"	5/8"
PSTWKIT8X96S Post Wrap Kit Ships in 2 pieces Dimensions are assembled size.	7 1/2" x 9"	96"	1"
Kit Contents: (1) 3-Sided Wrap (1) Backer			

Stone Half-Round Column

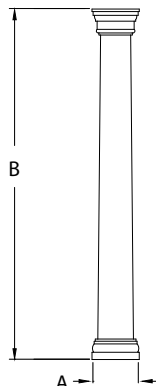
Non-structural / Decorative



Part Number	Width (A)	Height (B)	Projection
HRC15X168ST Non-Tapered Kit Kit ships in 4 pieces and creates one half column. Order two kits to create a full column.	15"	167 3/16"	7 1/2"
Kit Contents: (1) Cap Half (1) Shaft Top Half (1) Shaft Bottom Half (1) Base Half			

Stone Half-Round Column

Non-structural / Decorative



Part Number	Width (A)	Height (B)	Projection
HRCBCC96X12ST Tapered Kit Kit ships in 3 pieces and creates one half column. Order two kits to create a full column.	14 15/16"	110 1/4"	11 3/4"
Kit Contents: (1) Cap Half (1) Shaft Half (1) Base Half			

Adhesive & Finishing

A urethane-based adhesive such as Loctite® PL Premium® Construction Adhesive* must be used on all joints when installing urethane products. This will minimize the effects of expansion and contraction on the product. For additional information on adhesives, detailed installation instructions and finishing information, please visit www.fypon.com.

Loctite® PL Premium® Adhesive

	Part Number	Description
	ADH1 Loctite PL Premium Adhesive	(1) 10.2 oz. Cartridge

Material Comparison

	Fypon® Urethane	Wood	Composite
May Be Placed Against Masonry	YES	NO	NO
Above-Grade Distance Requirement**	0"	8"	6"
Water Absorption	NO	YES	YES
Insect Resistant	YES	NO	NO
Moisture Resistant	YES	NO	NO
Pre-Drilling Required When Edge Nailing	NO	YES	YES
Requires Sanding, Priming & Sealing	NO	YES	YES
Painting (Number of Coats Needed)	1	2	2
Quality	Consistent quality, no waste; consistent finish	Natural variation; must be culled	
Versatility**	Suitable options for interior or exterior application	Different grade of material and finish required for outdoor use	

* Marks denoted by (*) asterisk are owned by third parties.
 · Loctite® PL Premium® is owned by Henkel Corporation.
 · Sherwin-Williams is owned by Sherwin-Williams Company.

** Always consult the local building code authority to determine suitability of products to meet specific requirements, as well as adhesive manufacturer's recommendations for your particular climate and the substrate you are installing to.

Finishing Touches

Primer Color Match Available at Sherwin-Williams

To better service our customers nationwide, we have worked with Sherwin-Williams® to formulate a color and sheen match for our factory-applied primer.

Fypon® White:

Resilience™ Exterior Latex
 Product # K42W51
 Sheen: Flat
 Base: Extra White
 No colorant needs to be added to the formula.

Fypon® Oatmeal:

Resilience™ Exterior Latex
 Product # K43W53
 Sheen: Satin
 Base: Deep Base
 Quart and gallon formulas are shown below.

Quart Formula

W1 – White 4/32, 1/64
 B1 – Black 7/32, 1/64, 1/128
 R2 – Maroon 4/32
 Y3 – Deep Gold 15/32, 1/64, 1/128

Gallon Formula

W1 – White 18/32
 B1 – Black 31/32, 1/128
 R2 – Maroon 15/32, 1/64
 Y3 – Deep Gold 63/32

PART NUMBER	PAGE	DESCRIPTION
ADH1	42	ADHESIVE PL PREMIUM 10.6 OZ CARTRIDGE
AR23X7ST	17	ARCH, STONE TEXTURE
AR24.625X7ST	17	ARCH, STONE TEXTURE
AR24X11ST	17	ARCH, STONE TEXTURE
AR24X4ST	17	ARCH, STONE TEXTURE
AR24X9ST	17	ARCH, STONE TEXTURE
AR25X10ST	17	ARCH, STONE TEXTURE
AR25X10X3ST	17	ARCH, STONE TEXTURE
AR72X23ST	17	ARCH, STONE TEXTURE
ARCHPLST36X21X4	16	PILASTER, STONE TEXTURE, LEFT
ARCHPRST36X21X4	16	PILASTER, STONE TEXTURE, RIGHT
ARTD28X9X3ST	17	ARCH, STONE TEXTURE
BAL5X28EUST	38	BALUSTER, STONE TEXTURE, EUROSTYLE
BBR6X120ST	38	BALUSTER BOTTOM RAIL, STONE TEXTURE
BBR6X96ST	38	BALUSTER BOTTOM RAIL, STONE TEXTURE
BKT10X6X8S	26	BRACKET WOOD GRAIN
BKT11X13X6S	28	BRACKET, TIMBER TEXTURE
BKT12X12X4-7S	28	BRACKET, TIMBER TEXTURE
BKT12X18X3X1S	24	BRACKET, TIMBER TEXTURE
BKT12X18X6S	29	BRACKET, TIMBER TEXTURE
BKT12X20X3S	25	BRACKET, TIMBER TEXTURE
BKT12X24X3S	26	BRACKET, TIMBER TEXTURE
BKT13X18X8S	24	BRACKET, TIMBER TEXTURE
BKT14X12X6S	28	CORBEL, TIMBER TEXTURE
BKT14X16X3.5S	24	BRACKET, TIMBER TEXTURE
BKT14X16X4S	24	BRACKET, TIMBER TEXTURE
BKT14X16X6S	24	BRACKET, TIMBER TEXTURE
BKT14X30X7.5S	25	BRACKET, TIMBER TEXTURE
BKT16X18X4S	25	BRACKET, TIMBER TEXTURE
BKT16X32X4S	25	BRACKET, TIMBER TEXTURE
BKT18X18X3X1S	24	BRACKET, TIMBER TEXTURE
BKT18X20X3S	25	BRACKET, TIMBER TEXTURE
BKT18X24X3X2S	25	BRACKET, TIMBER TEXTURE
BKT18X9X3S	31	BRACKET, TIMBER TEXTURE
BKT21X20X6S	25	BRACKET, TIMBER TEXTURE
BKT22.5X27.5X5.5S	25	BRACKET, TIMBER TEXTURE
BKT22X24X4S	25	BRACKET, TIMBER TEXTURE
BKT22X24X4S-1	24	BRACKET, TIMBER TEXTURE
BKT22X24X6S	24	BRACKET, TIMBER TEXTURE
BKT22X30X6S	26	BRACKET, TIMBER TEXTURE
BKT22X30X8S	25	BRACKET, TIMBER TEXTURE
BKT24X18X4S	24	BRACKET, TIMBER TEXTURE
BKT26X24X4S	24	BRACKET, TIMBER TEXTURE
BKT26X24X6S	24	BRACKET, TIMBER TEXTURE
BKT28X32X4S	25	BRACKET, TIMBER TEXTURE
BKT32X31X5S	34	BRACKET, TIMBER TEXTURE
BKT36X7X8S	30	BRACKET, TIMBER TEXTURE
BKT4X8S	31	BRACKET, TIMBER TEXTURE
BKT5X10S	28	BRACKET, TIMBER TEXTURE
BKT5X5S	26	BRACKET, TIMBER TEXTURE
BKT5X5X3S	26	BRACKET, TIMBER TEXTURE
BKT7X13X7S	30	BRACKET, TIMBER TEXTURE
BKT8X8X6S	26	BRACKET, TIMBER TEXTURE
BKTCV18X24X4S	26	BRACKET, TIMBER TEXTURE, COVE KNEE BRACE
BKTCV18X24X6S	26	BRACKET, TIMBER TEXTURE, COVE KNEE BRACE
BKTCV21X30X4S	26	BRACKET, TIMBER TEXTURE, COVE KNEE BRACE
BKTCV21X30X6S	26	BRACKET, TIMBER TEXTURE, COVE KNEE BRACE
BKTS18X24X6S	26	BRACKET, TIMBER TEXTURE, STRAIGHT KNEE BRACE
BKTS18X24X3S	26	BRACKET, TIMBER TEXTURE, SCROLL KNEE BRACE

PART NUMBER	PAGE	DESCRIPTION
BM4X5X192S	34	BRACKET, TIMBER TEXTURE
BMCDR4X3X168S	35	BEAM, TIMBER TEXTURE
BMCDR8X6X168S	35	BEAM, TIMBER TEXTURE
BMCE4X8X144S	35	BRACKET, TIMBER TEXTURE
BMCRT25X12X6S	33	BEAM, TIMBER TEXTURE, RAFTER TAIL
BMD4X8X144S	34	BEAM, TIMBER TEXTURE
BMD4X8X48S	34	BEAM, TIMBER TEXTURE
BMM10X15X234S	35	BEAM, TIMBER TEXTURE, MESA
BMM6X8X144S	35	BEAM, TIMBER TEXTURE, MESA
BMM6X8X234S	35	BEAM, TIMBER TEXTURE, MESA
BMM8X10X234S	35	BEAM, TIMBER TEXTURE, MESA
BMRTA10X5X45S	33	RAFTER TAIL, TIMBER TEXTURE
BMRTBN8X4X15S	32	RAFTER TAIL, TIMBER TEXTURE
BMRTBN8X4X30S	32	RAFTER TAIL, TIMBER TEXTURE
BMRTDE6X3X32S	32	RAFTER TAIL, TIMBER TEXTURE
BMRTDE6X4X36S	32	RAFTER TAIL, TIMBER TEXTURE
BMRTDE8X3X36S	32	RAFTER TAIL, TIMBER TEXTURE
BMRTDE8X4X40S	32	BRACKET, TIMBER TEXTURE
BMRTDE9X3X32S	32	RAFTER TAIL, TIMBER TEXTURE
BMRTDE9X4X36S	32	RAFTER TAIL, TIMBER TEXTURE
BMRTS4X4X24S	32	BEAM RAFTER TAIL, TIMBER TEXTURE
BMRTS6X4X12S	32	BEAM RAFTER TAIL, TIMBER TEXTURE
BMRTS6X4X24S	32	BEAM RAFTER TAIL, TIMBER TEXTURE
BMRTS6X6X12S	32	BEAM RAFTER TAIL, TIMBER TEXTURE
BMRTS6X6X24S	32	BEAM RAFTER TAIL, TIMBER TEXTURE
BMRTS8X4X12S	32	BEAM RAFTER TAIL, TIMBER TEXTURE
BMRTS8X4X24S	32	BEAM RAFTER TAIL, TIMBER TEXTURE
BMRTS8X6X24S	32	BEAM RAFTER TAIL, TIMBER TEXTURE
BMST3X8X216S	35	BEAM, TIMBER TEXTURE
BMSTRPM10X15	36	BEAM STRAP, TIMBER TEXTURE, MESA
BMSTRPM6X8	36	BEAM STRAP, TIMBER TEXTURE, MESA
BMSTRPM8X10	36	BEAM STRAP, TIMBER TEXTURE, MESA
BMSTRPT8X10	36	BEAM STRAP, TIMBER TEXTURE, TAHOE
BMT8X10X234S	36	BEAM, TIMBER TEXTURE, TAHOE
BRK6-7	39	BALUSTER RAIL INSTALL KIT
BTR6X120ST	38	BALUSTER TOP RAIL, STONE TEXTURE
BTR6X96ST	38	BALUSTER TOP RAIL, STONE TEXTURE
CHAC33X5.5S	8	CROSSHEAD TIMBER TEXTURE
CHAC33X7.5S	8	CROSSHEAD TIMBER TEXTURE
CHAC33X9.5S	8	CROSSHEAD TIMBER TEXTURE
CHAC39X5.5S	8	CROSSHEAD TIMBER TEXTURE
CHAC39X7.5S	8	CROSSHEAD TIMBER TEXTURE
CHAC39X9.5S	8	CROSSHEAD TIMBER TEXTURE
CHAC72X5.5S	8	CROSSHEAD TIMBER TEXTURE
CHAC72X7.5S	8	CROSSHEAD TIMBER TEXTURE
CHAC72X9.5S	8	CROSSHEAD TIMBER TEXTURE
CLV14X18S	37	CATHEDRAL LOUVER, TIMBER TEXTURE, DECORATIVE
CLV22X31S	37	CATHEDRAL LOUVER, TIMBER TEXTURE, DECORATIVE
CN6X6	22	COVER VENT
COR14X6X8S	31	BRACKET, TIMBER TEXTURE
COR16X10X8S	28	CORBEL, TIMBER TEXTURE
COR16X5X3S	30	CORBEL, TIMBER TEXTURE
COR16X7X3RX5S	27	CORBEL, TIMBER TEXTURE
COR16X7X3S	31	CORBEL, TIMBER TEXTURE
COR16X7X5S	31	CORBEL, TIMBER TEXTURE
COR16X8S	33	CORBEL, TIMBER TEXTURE
COR21X6X12S	29	CORBEL, TIMBER TEXTURE
COR24X16X4S	31	CORBEL, TIMBER TEXTURE
COR24X5X5S	31	CORBEL, TIMBER TEXTURE

PART NUMBER	PAGE	DESCRIPTION
COR24X6X5S	27	CORBEL, TIMBER TEXTURE
COR24X6X6S	29	CORBEL, TIMBER TEXTURE
COR24X7X5S	30	CORBEL, TIMBER TEXTURE
COR24X8X6S	30	CORBEL, TIMBER TEXTURE
COR39X10X5.5S	28	CORBEL, TIMBER TEXTURE
COR48X7X5S	30	CORBEL, TIMBER TEXTURE
COR7X11S	27	CORBEL, TIMBER TEXTURE
COR7X11ST	36	CORBEL, STONE TEXTURE
COR7X15X4S	29	CORBEL, TIMBER TEXTURE
COR8X9X4S	33	CORBEL, TIMBER TEXTURE
CORA24X16X4S	31	CORBEL, TIMBER TEXTURE
CORBN14X10X6S	29	CORBEL, TIMBER TEXTURE, BULL NOSE
CORBN14X8X6S	29	CORBEL, TIMBER TEXTURE, BULL NOSE
CORBN16X8X4S	29	CORBEL, TIMBER TEXTURE, BULL NOSE
CORBN18X12X6S	29	CORBEL, TIMBER TEXTURE, BULL NOSE
CORBN18X6X4S	29	CORBEL, TIMBER TEXTURE, BULL NOSE
CORBN22X10X6S	29	CORBEL, TIMBER TEXTURE, BULL NOSE
CORBN24X6X6S	29	CORBEL, TIMBER TEXTURE, BULL NOSE
CORCV18X10X6S	30	CORBEL, TIMBER TEXTURE, COVE
CORCV18X12X6S	30	CORBEL, TIMBER TEXTURE, COVE
CORCV18X12X6ST	36	CORBEL, STONE TEXTURE
CORCV18X6X4S	30	CORBEL, TIMBER TEXTURE, COVE
CORCV18X6X6S	30	CORBEL, TIMBER TEXTURE, COVE
CORCV18X8X4S	30	CORBEL, TIMBER TEXTURE, COVE
CORCV18X8X6S	30	CORBEL, TIMBER TEXTURE, COVE
COROG15X7S	27	CORBEL, TIMBER TEXTURE
COROG16X8X8S	28	CORBEL, TIMBER TEXTURE
COROG20X7S	27	CORBEL, TIMBER TEXTURE, OGEE
COROG20X7ST	36	CORBEL, STONE TEXTURE
COROG24X6S	27	CORBEL, TIMBER TEXTURE, OGEE
COROG29X8S	27	CORBEL, TIMBER TEXTURE, OGEE
COROG34X19S	29	CORBEL, TIMBER TEXTURE, OGEE
COROG48X8S	27	CORBEL, TIMBER TEXTURE, OGEE
COROG8X12S	28	CORBEL, TIMBER TEXTURE, OGEE
COROGA15X7S	27	CORBEL, TIMBER TEXTURE
COROGD15X7S	27	CORBEL, TIMBER TEXTURE
COROGF15X7S	29	CORBEL, TIMBER TEXTURE
DA10X10SQXS	33	APPLIQUE DECORATIVE PANEL SQUARE, TIMBER TEXTURE
DA12X12SQXS	33	DECORATIVE PANEL, TIMBER TEXTURE
DSKSTN3068	14	DOOR SURROUND STONE TEXTURE
FCLV14X18S	37	CATHEDRAL LOUVER, TIMBER TEXTURE, FUNCTIONAL
FCLV22X31S	37	CATHEDRAL LOUVER, TIMBER TEXTURE, FUNCTIONAL
FLBST3X10X24	18	FLAT BLOCK, STONE TEXTURE
FLBST3X10X96	18	FLAT BLOCK, STONE TEXTURE
FLBST3X7X24	18	FLAT BLOCK, STONE TEXTURE
FLBST3X7X96	18	FLAT BLOCK, STONE TEXTURE
FLBST3X9X96	18	FLAT BLOCK, STONE TEXTURE
FLBST4X10X24	18	FLAT BLOCK, STONE TEXTURE
FLBST4X10X96	18	FLAT BLOCK, STONE TEXTURE
FLBST4X7X24	18	FLAT BLOCK, STONE TEXTURE
FLBST4X7X96	18	FLAT BLOCK, STONE TEXTURE
FLBST4X9X24	18	FLAT BLOCK, STONE TEXTURE
FLBST4X9X96	18	FLAT BLOCK, STONE TEXTURE
FLT110-12S	19	FLAT TRIM, TIMBER TEXTURE
FLT111-12S	19	FLAT TRIM, TIMBER TEXTURE
FLT150-12S	19	FLAT TRIM, TIMBER TEXTURE
FLT151-12S	19	FLAT TRIM, TIMBER TEXTURE
FLT173-12S	19	FLAT TRIM, TIMBER TEXTURE
FLT187-12S	19	FLAT TRIM, TIMBER TEXTURE
FLT192-12S	19	FLAT TRIM, TIMBER TEXTURE

PART NUMBER	PAGE	DESCRIPTION
FLT197-12S	19	FLAT TRIM, TIMBER TEXTURE
FLT30X228X1S	19	FLAT TRIM, TIMBER TEXTURE
FLTBA36X3X3S	34	LATTICE, TIMBER TEXTURE
FLV12X18S	37	VERTICAL LOUVER, TIMBER TEXTURE, FUNCTIONAL
FLV12X24S	37	VERTICAL LOUVER, TIMBER TEXTURE, FUNCTIONAL
FLV14X18S	37	VERTICAL LOUVER, TIMBER TEXTURE, FUNCTIONAL
FLV16X24S	37	VERTICAL LOUVER, TIMBER TEXTURE, FUNCTIONAL
FLV18X24S	37	VERTICAL LOUVER, TIMBER TEXTURE, FUNCTIONAL
FLV20X30S	37	VERTICAL LOUVER, TIMBER TEXTURE, FUNCTIONAL
FM8X12X2S	33	FIXTURE MOUNT, TIMBER TEXTURE
FMS8X8X2S	33	FIXTURE MOUNT, TIMBER TEXTURE, SQUARE
FMS8X8X2W	33	FIXTURE MOUNT, TIMBER TEXTURE
FRLV18S	37	ROUND LOUVER, TIMBER TEXTURE, FUNCTIONAL
FRLV22S	37	ROUND LOUVER, TIMBER TEXTURE, FUNCTIONAL
FRLV24S	37	ROUND LOUVER, TIMBER TEXTURE, FUNCTIONAL
HRC15X168ST	41	COLUMN SET, STONE TEXTURE
HRCBCC96X12ST	41	COLUMN SET, STONE TEXTURE
K10ST	16	KEystone, STONE TEXTURE
LV12X18S	37	VERTICAL LOUVER, TIMBER TEXTURE, DECORATIVE
LV12X24S	37	VERTICAL LOUVER, TIMBER TEXTURE, DECORATIVE
LV14X18S	37	VERTICAL LOUVER, TIMBER TEXTURE, DECORATIVE
LV16X24S	37	VERTICAL LOUVER, TIMBER TEXTURE, DECORATIVE
LV18X24S	37	VERTICAL LOUVER, TIMBER TEXTURE, DECORATIVE
LV20X30S	37	VERTICAL LOUVER, TIMBER TEXTURE, DECORATIVE
LVSH12X36FNCR3S	11	LOUVERED SHUTTER, TIMBER TEXTURE, W/CENTER RAIL
LVSH12X48FNCR3S	11	LOUVERED SHUTTER, TIMBER TEXTURE, W/ CENTER RAIL
LVSH16X48FNCR3S	11	LOUVERED SHUTTER, TIMBER TEXTURE, CENTER RAIL
LVSH16X60FNCR3S	11	LOUVERED SHUTTER, TIMBER TEXTURE, CENTER RAIL
LVSH18X48FNCR4S	11	LOUVERED SHUTTER, TIMBER TEXTURE, CENTER RAIL
LVSH18X60FNCR4S	11	LOUVERED SHUTTER, TIMBER TEXTURE, CENTER RAIL
LVSSNN32X144S	13	SHUTTER FAB PANEL, TIMBER TEXTURE, LOUVERED
MLD1011S-12	19	CROWN MOULDING, TIMBER TEXTURE
MLD1012S-12	19	CROWN MOULDING, TIMBER TEXTURE
MLD1013S-12	19	CROWN MOULDING, TIMBER TEXTURE
MLD1014S-12	20	CROWN MOULDING, TIMBER TEXTURE
MLD1015S-12	20	CROWN MOULDING, TIMBER TEXTURE
MLD1016S-12	20	CROWN MOULDING, TIMBER TEXTURE
MLD1017S-12	20	CROWN MOULDING, TIMBER TEXTURE
MLD1018S-12	20	CROWN MOULDING, TIMBER TEXTURE
MLD1019S-12	20	CROWN MOULDING, TIMBER TEXTURE
MLD1020S-12	20	CROWN MOULDING, TIMBER TEXTURE
MLD1021S-12	19	CROWN MOULDING, TIMBER TEXTURE
MLD1022S-12	19	CROWN MOULDING, TIMBER TEXTURE
MLD1023S-12	19	CROWN MOULDING, TIMBER TEXTURE
MLD1026S-12	20	BASEBOARD MOULDING, TIMBER TEXTURE
MLD1027S-12	20	BASEBOARD MOULDING, TIMBER TEXTURE
MLD1028S-12	20	BASEBOARD MOULDING, TIMBER TEXTURE
MLDWM180-8S	20	MOULDING, TIMBER TEXTURE, BRICK MOULD
NP8X48ST	39	NEWEL POST, STONE TEXTURE
PBAC5.25S	21	PLINTH BLOCKS TIMBER TEXTURE
PBAC6.25S	21	PLINTH BLOCKS TIMBER TEXTURE
PBAC8.25S	21	PLINTH BLOCKS TIMBER TEXTURE
PPSQKIT6X108S	40	COLUMN, TIMBER TEXTURE
PS192X5S	13	POT SHELF, TIMBER TEXTURE
PS28X13ST	16	POT SHELF, STONE TEXTURE
PS48X8ST	15	POT SHELF, STONE TEXTURE
PS52X13ST	15	POT SHELF, STONE TEXTURE
PS54X13ST	15	POT SHELF, STONE TEXTURE
PS84X13ST	15	POT SHELF, STONE TEXTURE
PST10X10PST	39	NEWEL POST TOP, STONE TEXTURE

PART NUMBER	PAGE	DESCRIPTION
PSTWBASE8S	41	POST WRAP BASE, TIMBER TEXTURE
PSTWCAP8S	41	POST WRAP CAP, TIMBER TEXTURE
PSTWKIT8X96S	41	POST WRAP KIT, TIMBER TEXTURE
RLV18S	37	ROUND LOUVER, TIMBER TEXTURE, DECORATIVE
RLV22S	37	ROUND LOUVER, TIMBER TEXTURE, DECORATIVE
RLV24S	37	ROUND LOUVER, TIMBER TEXTURE, DECORATIVE
RSB4X4X6	39	BAULSTER RAIL SUPPORT BLOCK SMOOTH
SH2PD18X40S	11	SHUTTER, TIMBER TEXTURE, 2 PLANK W/DIAMOND
SH2PD18X48S	11	SHUTTER, TIMBER TEXTURE, 2 PLANK W/DIAMOND
SH2PD18X60S	11	SHUTTER, TIMBER TEXTURE, 2 PLANK W/DIAMOND
SH2PD18X66S	11	SHUTTER, TIMBER TEXTURE, 2 PLANK W/DIAMOND
SH2PD24X48S	11	SHUTTER, TIMBER TEXTURE, 2 PLANK W/DIAMOND
SH2PD24X54S	11	SHUTTER, TIMBER TEXTURE, 2 PLANK W/DIAMOND
SH2PHLR12X48S	9	SHUTTER, TIMBER TEXTURE, ARCHED 2 BOARD
SH2P012X36S	12	SHUTTER, TIMBER TEXTURE, 2 PLANK
SH2P012X42S	12	SHUTTER, TIMBER TEXTURE, 2 PLANK
SH2P012X48S	12	SHUTTER, TIMBER TEXTURE, 2 PLANK
SH2P012X54S	12	SHUTTER, TIMBER TEXTURE, 2 PLANK
SH3P3BC14X71S	10	SHUTTER 3 BOARD PANEL, TIMBER TEXTURE
SH3P3BC14X75S	10	SHUTTER 3 BOARD PANEL, TIMBER TEXTURE
SH3PB15X46S	9	SHUTTER, TIMBER TEXTURE, 3 PLANK W/BORDER
SH3PB18X40S	9	SHUTTER, TIMBER TEXTURE, 3 PLANK W/BORDER
SH3PB18X66S	9	SHUTTER, TIMBER TEXTURE, 3 PLANK
SH3PB24X54S	9	SHUTTER, TIMBER TEXTURE, 3 PLANK
SH3PC14X39S	10	SHUTTER, TIMBER TEXTURE, 3 BOARD
SH3PC14X47S	10	SHUTTER, TIMBER TEXTURE, 3 BOARD
SH3PC14X55S	10	SHUTTER, TIMBER TEXTURE, 3 BOARD
SH3PC14X59S	10	SHUTTER, TIMBER TEXTURE, 3 BOARD
SH3PC14X63S	10	SHUTTER, TIMBER TEXTURE, 3 BOARD
SH3PC16X36S	10	SHUTTER, TIMBER TEXTURE, 3 BOARD
SH3PC16X42S	10	SHUTTER, TIMBER TEXTURE, 3 BOARD
SH3PC16X48S	10	SHUTTER, TIMBER TEXTURE, 3 BOARD
SH3PC16X54S	10	SHUTTER, TIMBER TEXTURE, 3 BOARD
SH3PC16X60S	10	SHUTTER, TIMBER TEXTURE, 3 BOARD
SH3PC16X72S	10	SHUTTER, TIMBER TEXTURE, 3 BOARD
SH3PC18X42S	10	SHUTTER, TIMBER TEXTURE, 3 BOARD
SH3PC18X48S	10	SHUTTER, TIMBER TEXTURE, 3 BOARD
SH3PC18X60S	10	SHUTTER, TIMBER TEXTURE, 3 BOARD
SH3PC18X66S	10	SHUTTER, TIMBER TEXTURE, 3 BOARD
SH3PC18X72S	10	SHUTTER, TIMBER TEXTURE, 3 BOARD
SH3PC18X84S	10	SHUTTER, TIMBER TEXTURE, 3 BOARD
SH3PC24X48S	10	SHUTTER, TIMBER TEXTURE, 3 BOARD
SH3PC24X60S	10	SHUTTER, TIMBER TEXTURE, 3 BOARD
SH3PC24X66S	10	SHUTTER, TIMBER TEXTURE, 3 BOARD
SH3PC24X72S	10	SHUTTER, TIMBER TEXTURE, 3 BOARD
SH3PCPL14X88S	13	SHUTTER FAB PANEL, TIMBER TEXTURE, 3 BOARD
SH3PHLR18X66S	9	SHUTTER, TIMBER TEXTURE, ARCHED 3 BOARD
SH3PHLR18X80S	9	SHUTTER, TIMBER TEXTURE, 3 BOARD
SH3PHLR24X70S	9	SHUTTER, TIMBER TEXTURE, ARCHED 3 BOARD
SH3PHLR24X86S	9	SHUTTER, TIMBER TEXTURE, ARCHED 3 BOARD
SH3P016X36S	12	SHUTTER, TIMBER TEXTURE, 3 PLANK
SH3P016X42S	12	SHUTTER, TIMBER TEXTURE, 3 PLANK
SH3P016X48S	12	SHUTTER, TIMBER TEXTURE, 3 PLANK
SH3P016X54S	12	SHUTTER, TIMBER TEXTURE, 3 PLANK
SH3P016X60S	12	SHUTTER, TIMBER TEXTURE, 3 PLANK
SH3P016X72S	12	SHUTTER, TIMBER TEXTURE, 3 PLANK
SH3P018X36S	12	SHUTTER, TIMBER TEXTURE, 3 PLANK
SH3P018X48S	12	SHUTTER, TIMBER TEXTURE, 3 PLANK
SH3P018X54S	12	SHUTTER, TIMBER TEXTURE, 3 PLANK
SH3P018X60S	12	SHUTTER, TIMBER TEXTURE, 3 PLANK

PART NUMBER	PAGE	DESCRIPTION
SH3P018X62S	12	SHUTTER, TIMBER TEXTURE, 3 PLANK
SH3P018X66S	12	SHUTTER, TIMBER TEXTURE, 3 PLANK
SH3P018X72S	12	SHUTTER, TIMBER TEXTURE, 3 PLANK
SH3P020X42S	12	SHUTTER, TIMBER TEXTURE, 3 PLANK
SH3P020X48S	12	SHUTTER, TIMBER TEXTURE, 3 PLANK
SH3P020X54S	12	SHUTTER, TIMBER TEXTURE, 3 PLANK
SH3P020X66S	12	SHUTTER, TIMBER TEXTURE, 3 PLANK
SH4P24X144X2S	13	SHUTTER FAB PANEL, TIMBER TEXTURE, 4 BOARD
SH4PHLR24X60S	9	SHUTTER, TIMBER TEXTURE, ELLIPTICAL 4 BOARD
SH4PHLR24X64S	9	SHUTTER, TIMBER TEXTURE, ELLIPTICAL 4 BOARD
SH4PHLR24X82S	9	SHUTTER, TIMBER TEXTURE, ARCHED 4 BOARD
SH5P30X144S	13	SHUTTER FAB PANEL, TIMBER TEXTURE, FIVE BOARD
SL3X4X24ST	15	FLAT BLOCK, STONE TEXTURE
SL4X4X24ST	15	FLAT BLOCK, STONE TEXTURE
SL4X4X24ST-5	15	FLAT BLOCK, STONE TEXTURE, W/ 5 DEGREE BEVEL
TD4X7X96ST	18	TRIM, STONE TEXTURE, DECORATIVE
TD4X9X24ST	18	TRIM, STONE TEXTURE, DECORATIVE
TD4X9X96ST	18	TRIM, STONE TEXTURE, DECORATIVE
TRLS18987	34	TRELLIS KIT, TIMBER TEXTURE, INSTALLED
TRLS18988	34	TRELLIS KIT, TIMBER TEXTURE, INSTALLED
TRLS18989	34	TRELLIS HARDWARE KIT, FOR TRLS18987
TRLS18994	34	TRELLIS HARDWARE KIT, FOR TRLS18988
TV11X20-6HRC	23	TILE VENT, SMOOTH, 6 HOLE HALF ROUND CLUSTERED
TV12X21-3HR	23	TILE VENT, SMOOTH, 3 HOLE HALF ROUND
TV13X14-3FRC	23	TILE VENT, SMOOTH, 3 HOLE FULL ROUND CLUSTERED
TV14X18-4FRC	23	TILE VENT, SMOOTH, 4 HOLE FULL ROUND CLUSTERED
TV20X19.75	22	TILE VENT, SMOOTH, 3 HOLE FULL ROUND
TV20X36-4FR	23	TILE VENT, SMOOTH, 4 HOLE FULL ROUND
TV7X20-2FR	23	TILE VENT, SMOOTH, 2 HOLE FULL ROUND
TV8X5-1HR	23	TILE VENT, SMOOTH, 1 HOLE HALF ROUND
TV8X8-1FR	23	TILE VENT, SMOOTH, 1 HOLE FULL ROUND
TV9X15-3HRC	23	TILE VENT, SMOOTH, 3 HOLE HALF ROUND CLUSTERED



available at:

To find the location nearest you,
visit www.millwork1.com.